ENCODERS:
CIRCUITI DI USCITA

1) Voltage Output

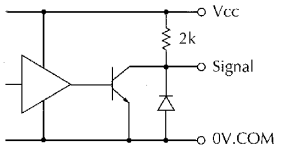

2) Open Collector output

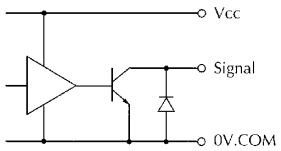

3) Push-Pull output

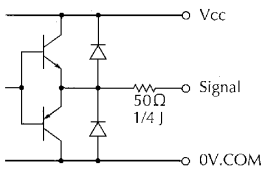

4) PNP Mode open Collector Output

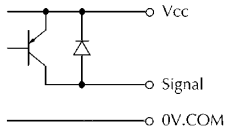

5) Line Driver Output

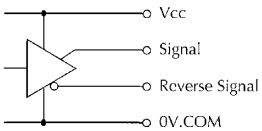

6) Sine Wave Signal Output

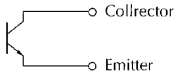

FORME D'ONDA

1) Voltage Output

2) Open Collector Output

3) Push-Pull Output

4) PNP Mode Open Collector Output

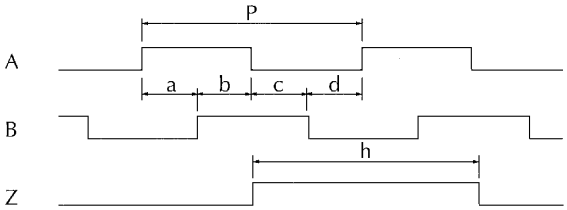

P = 1 / 1 Resolution

a, b, c, d=1/4P ± 1/8P
1/2P≦h≦3/2 P

5) Line Driver Output

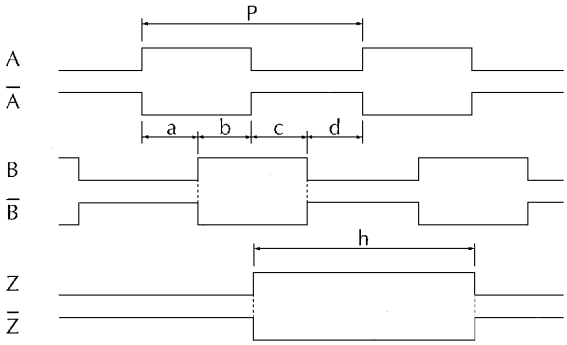

P = 1 / 1 Resolution

a, b, c, d=1/4P ± 1/8P
1/2 P≦h ≦ 3/2 P

6) Sine Wave Signal Output

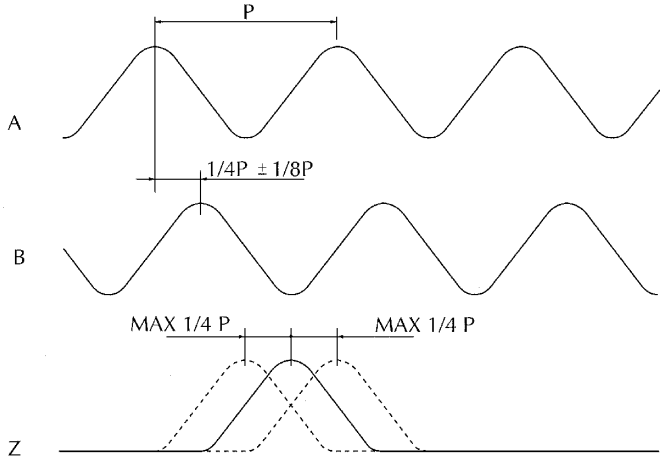

P = 1 / 1 Resolution

CUSCINETTI

I seguenti sono esempi di vita dei cuscinetti i diverse serie di encoder, a seconda del carico radiale ed assiale applicato sull'albero.

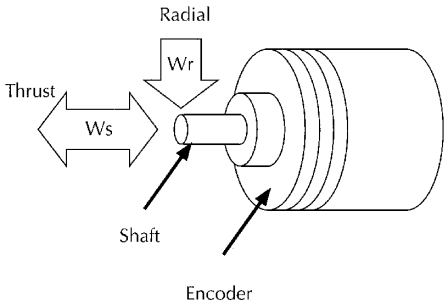

OVW

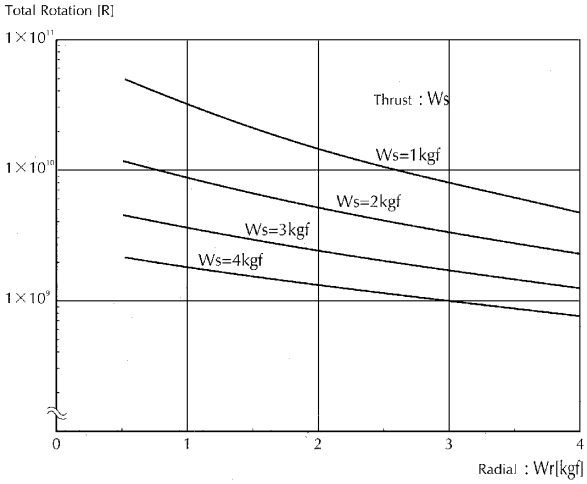

NE

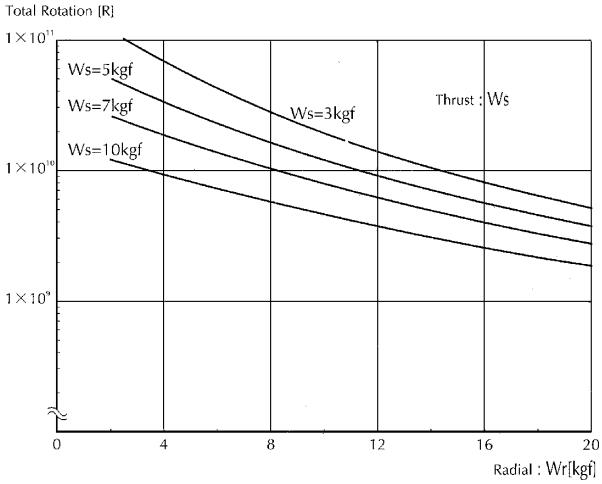

APPLICAZIONI

ENCODERS

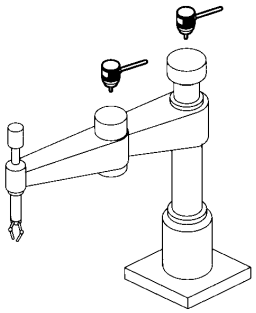

Per applicazioni di robotica.

Serie NOA, OVW, ASA

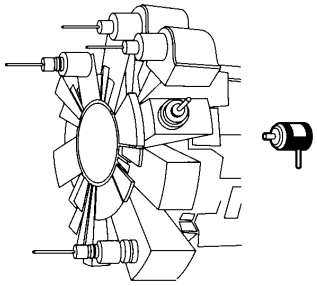

Indice utensile per centraggio su macchine.

Serie AHS, ASS

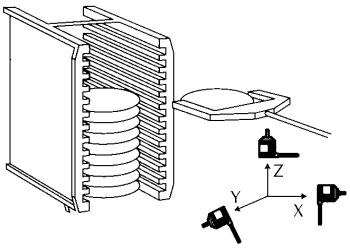

Per il processo dei semiconduttori

Serie OVW, HES, AHS

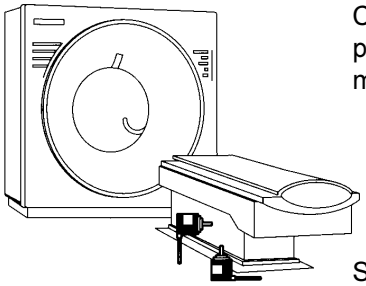

Controllo di posizione per strumentazione medica.

Serie OVW, HES, NOA

SENSORI

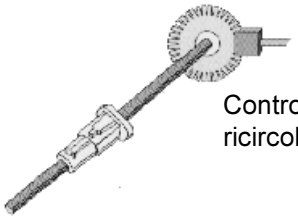

Controllo di posizione con viti a ricircolazione di sfera



Rilevamento velocità e posizione con contatore

CERTIFICAZIONI

EN50081-2
EN50082-2
TÜV Rheinland
EMC Production Inspected
EN50082-2 : 1995
EN55011:1991

I test per la certificazione CE dei prodotti Nemicon è eseguita e garantita dal TUV tedesco; il migliore istituto di test dell'Unione Europea.

ISO 9001
CERTIFIED
JQA
MANAGEMENT SYSTEM
QUALITY SYSTEM
Certificate Number JQA-1334

Il Programma di Controllo della Qualità Nemicon è certificato dalla Japan Quality Association (JQA) dal 19 luglio 1996 e rispetta tutti i requisiti imposti dalla ISO 9001.