



Screw-in thermocouples with compensating cable


- for temperatures from -200 to +600°C
- available with different thermocouples
- as single or twin thermocouple
- compensating cable in silicone or with metal braiding

Screw-in thermocouples are preferred for measuring temperatures in liquids and gases. An important selection criterion is their reliable sealing against both negative and positive pressures. Applications include heating installations, ovens, furnaces and plant engineering.

Depending on the version, the compensating cables are suitable for use in dry and humid areas within a temperature range from -20 to +350°C. The connection of the cable to the protection tube incorporates strain relief and can be provided with a cable protector (option).

Protection tubes in stainless steel protect the measuring insert from chemical influences and mechanical damage.

The measuring insert is fitted with thermocouples to EN 60 584 and DIN 43 710. Versions with two thermocouples are also available.



Technical data

Connection

Compensating cable

Process connection

Protection tube

Measuring insert

Accessories

available with cable ends as: bare wires, ferrules, with receptacles or multipole connector

silicone, ambient temperature -50 to +180°C

metal braiding, ambient temperature -20 to +350°C

thread, stainless steel 1.4571

stainless steel 1.4571, 6mm and 8mm dia.

insulated assembly:

1 x Fe-Con L, DIN 43 710, Cl. 2, operating temperature -200 to +600°C

1 x NiCr-Ni K, EN 60 584, Cl. 2, operating temperature -200 to +600°C

2 x Fe-Con L, DIN 43 710, Cl. 2, operating temperature -200 to +600°C

2 x NiCr-Ni K, EN 60 584, Cl. 2, operating temperature -200 to +600°C

pockets, Data Sheet 90.9721

JUMO GmbH & Co. KG

Delivery address: Mackenrodtstraße 14,
36039 Fulda, Germany
Postal address: 36035 Fulda, Germany
Phone: +49 661 6003-0
Fax: +49 661 6003-607
e-mail: mail@jumo.net
Internet: www.jumo.net

JUMO Instrument Co. Ltd.

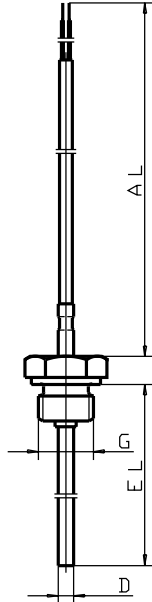
JUMO House
Temple Bank, Riverway
Harlow, Essex CM 20 2TT, UK
Phone: +44 1279 635533
Fax: +44 1279 635262
e-mail: sales@jumo.co.uk
Internet: www.jumo.co.uk

JUMO PROCESS CONTROL INC.

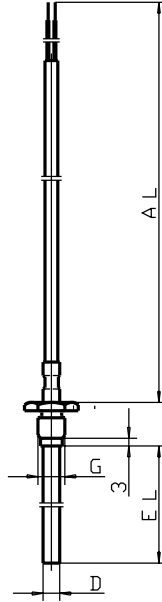
885 Fox Chase, Suite 103
Coatesville PA 19320, USA
Phone: 610-380-8002
1-800-554-JUMO
Fax: 610-380-8009
e-mail: info@JumoUSA.com
Internet: www.JumoUSA.com



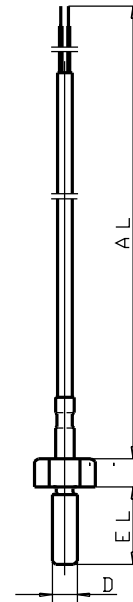
Dimensions



Type 901005/10



Type 901005/20



Type 901005/30

Delivery address: Mackenrodtstraße 14,
36039 Fulda, Germany
Postal address: 36035 Fulda, Germany
Phone: +49 661 6003-0
Fax: +49 661 6003-607
e-mail: mail@jumo.net
Internet: www.jumo.net

JUMO House
Temple Bank, Riverway
Harlow, Essex CM 20 2TT, UK
Phone: +44 1279 635533
Fax: +44 1279 635262
e-mail: sales@jumo.co.uk
Internet: www.jumo.co.uk

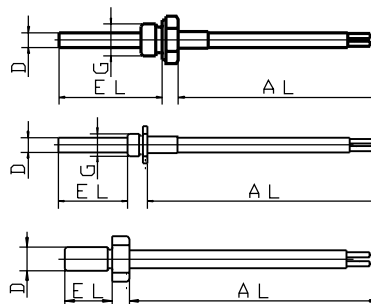
885 Fox Chase, Suite 103
Coatesville PA 19320, USA
Phone: 610-380-8002
1-800-554-JUMO
Fax: 610-380-8009
e-mail: info@JumoUSA.com
Internet: www.JumoUSA.com



Order details: Screw-in thermocouples with compensating cable

(1) Basic version

901005/10	Screw-in thermocouple with fixed screw fitting
901005/20	Screw-in thermocouple with loose screw fitting
901005/30	Screw-in thermocouple with screw-in protection tube



(2) Operating temperature in °C / compensating cable

x	x	150	-200 to +600°C / metal braiding
x	x	x	380 -50 to +200°C / silicone
x	x	x	390 -50 to +300°C / metal braiding
x	x	402	-50 to +400°C / metal braiding

(3) Measuring insert

x	x	x	1042	1 x Fe-Con L
x	x	x	1043	1 x NiCr-Ni K
x	x	2042	2 x Fe-Con L	
x	x	2043	2 x NiCr-Ni K	

(4) Protection tube diameter D in mm

x	x	6	6mm
		x	8 8mm (M 8)

(5) Fitting length EL in mm (50 ≤ EL ≤ 500 for Type 901005/10, 901005/20)

		x	17	17mm	
			x	25	25mm
		x	37	37mm	
x			100	100mm	
		x	137	137mm	
x	x		...	please specify in plain text (50mm steps)	

(6) Process connection

x		104	thread 1/2" pipe	
x		105	thread 3/4" pipe	
x		106	thread 1" pipe	
		x	111	thread M 8
		x	114	thread M 10 x 1

(7) Compensating cable end

x	x	x	03	bare cable ends
x	x	x	11	ferrules to DIN 46 228 Part 4 (standard)
x	x	x	13	receptacle 6.3 to DIN 46 247
x	x	x	80	multipole connector (please specify type in plain text)

(8) Compensating cable length AL in mm (500 ≤ AL ≤ 500000)

x	x	x	2500	2500mm
x	x	x	...	please specify in plain text (500mm steps)

(9) Extra codes

x	x	x	000	no extra code
x	x	x	309	uninsulated assembly (thermocouple welded to tip)
x	x	x	315	cable protector: coil
x	x	x	316	cable protector: tube

Order code (1) - (2) - (3) - (4) - (5) - (6) - (7) - (8) / (9) ,...

Order example 901005/10 - 150 - 1042 - 6 - 100 - 104 - 11 - 2500 / 000¹

1. List extra codes in sequence, separated by commas.