

JUMO GmbH & Co. KG
 Delivery address: Mackenrodtstraße 14,
 36039 Fulda, Germany
 Postal address: 36035 Fulda, Germany
 Phone: +49 661 6003-0
 Fax: +49 661 6003-607
 e-mail: mail@jumo.net
 Internet: www.jumo.net







JUMO Instrument Co. Ltd.
 JUMO House
 Temple Bank, Riverway
 Harlow, Essex CM 20 2TT, UK
 Phone: +44 1279 635533
 Fax: +44 1279 635262
 e-mail: sales@jumo.co.uk
 Internet: www.jumo.co.uk

JUMO Process Control, Inc.
 8 Technology Boulevard
 Canastota, NY 13032, USA
 Phone: 315-697-JUMO
 1-800-554-JUMO
 Fax: 315-697-5867
 e-mail: info@jumo.us
 Internet: www.jumo.us



JUMO setpoint adjusters for thermostats, EM series

Individual components: spindle-fitting knobs, adjustable stops, setpoint dials, surrounds, screws








<p>01</p> 	<p>21</p> 	<p>11</p> 	<p>18</p> 
<p>02</p> 		<p>12</p> 	
<p>01 Spindle-fitting knobs for pushing onto 6 mm dia. shafts, with 4.6 mm flat</p> <p>Part no. 60 701 205</p> <p>Max. dia. 30.0 mm Height 19.0 mm Index radius 17.5 mm Panel hole 14.0 mm Operating temperature +120 °C Material thermoplastic, slate grey RAL 7015</p> <p>02 Part no. 61 079 200 As above, but with adjustable pointer relative to spindle flat Cap, light grey, RAL 7035</p>	<p>21 Setpoint dial (see Data Sheet 60.2021 for standard ranges)</p> <p>Outer dia. 50.0 mm Height 4.8 mm Fixing with two M3 screws Spacing 22.0 mm Marking iron-grey RAL 7011</p> <p>Operating temperature +120 °C Material thermoplastic, flint grey RAL 7032</p> <p>Dial divisions over 250° angle</p>	<p>11 Stop for knobs 01 and 02</p> <p>Part no. 60 701 203</p> <p>Limiting to limit the scale max. endpoint, right stop Adjustment 125 to 250° angle</p> <p>12 Stop for knob 01 only Part no. 60 701 202 Limiting to limit the scale min. starting point, left stop Adjustment 0 to 125° angle</p>	<p>18 Fixing screws M3 x 8 DIN 84</p> <p>Part no. 60 037 100</p> <p>Material nickel-plated brass</p>

JUMO GmbH & Co. KG
 Delivery address: Mackenrodtstraße 14,
 36039 Fulda, Germany
 Postal address: 36035 Fulda, Germany
 Phone: +49 661 6003-0
 Fax: +49 661 6003-607
 e-mail: mail@jumo.net
 Internet: www.jumo.net

JUMO Instrument Co. Ltd.
 JUMO House
 Temple Bank, Riverway
 Harlow, Essex CM 20 2TT, UK
 Phone: +44 1279 635533
 Fax: +44 1279 635262
 e-mail: sales@jumo.co.uk
 Internet: www.jumo.co.uk

JUMO Process Control, Inc.
 8 Technology Boulevard
 Canastota, NY 13032, USA
 Phone: 315-697-JUMO
 1-800-554-JUMO
 Fax: 315-697-5867
 e-mail: info@jumo.us
 Internet: www.jumo.us



			
			
<p>07 Spindle-fitting knobs for pushing onto 6 mm dia. shafts, with 4.6 mm flat (see Data Sheet 60.2021 for standard ranges)</p> <p>Max. dia. 41.0 mm Height 18.0 mm Panel hole 16.0 mm Operating temperature +80 °C Material thermoplastic, slate grey RAL 7015 Marking white</p> <p>08 Knob Part no. 64 336 008 As above, but with pointer as index</p>	<p>23 Surround</p> <p>Part no. 63 202 000 Max. dia. 47 mm Max. height 7.3 mm Fixing spacing a) 22 mm b) 28 mm</p> <p>Fixing for a) 2 screws M3 x 8 b) 2 screws M4 x 8</p> <p>Operating temperature +80 °C Material thermoplastic, bright chrome electroplated</p>	<p>15 Stop</p> <p>Part no. 63 205 002 Limiting to limit the max. and min. of the scale starting point or end point Adjustment -125° or +125° angle Fixing spacing 22 mm</p> <p>16 Stop Part no. 63 205 001 As above, but with fixing spacing 28 mm</p>	<p>18 Fixing screws</p> <p>Part no. 60 037 100 M3 x 8 DIN 84 for spacing 22 mm</p> <p>19 Fixing screws</p> <p>Part no. 00 000 128 M4 x 8 DIN 84 for spacing 28 mm Material brass tenned</p>

Standard setpoint adjusters for panel-mounting thermostats EMf-1

<p>Type W1 consisting of knob 01 adjustable stop 11 setpoint dial 21 2 screws 18</p>	<p>Type W8 consisting of knob 07 surround 23 adjustable stop 15 2 screws 18</p>	<p>Type W8 (heatTHERM) consisting of knob 07 surround 23 adjustable stop 16 2 screws M4 x 8</p>
---	--	--