

Platinum Temperature Sensors

JUMO GmbH & Co. KG
Delivery address: Mackenrodtstraße 14,
36039 Fulda, Germany
Postal address: 36035 Fulda, Germany
Phone: +49 661 6003-0
Fax: +49 661 6003-607
e-mail: mail@jumo.net
Internet: www.jumo.net

JUMO Instrument Co. Ltd.
JUMO House
Temple Bank, Riverway
Harlow, Essex CM 20 2TT, UK
Phone: +44 1279 635533
Fax: +44 1279 635262
e-mail: sales@jumo.co.uk
Internet: www.jumo.co.uk

JUMO Process Control, Inc.
8 Technology Boulevard
Canastota, NY 13032, USA
Phone: 315-697-JUMO
1-800-554-JUMO
Fax: 315-697-5867
e-mail: info@jumo.us
Internet: www.jumo.us



Contents:

Platinum temperature sensors

Basics

Data Sheet

Construction and application of platinum temperature sensors	
Tolerances for platinum temperature sensors	
Reference values according to EN 60 751	90.6000
Installation Instructions	
Application Notes for Platinum-Chip Temperature Sensors	90.6121.4

Wire temperature sensors to EN 60 751

Data Sheet

Platinum-glass temperature sensors	(PG + PGL styles)	90.6021
Platinum-ceramic temperature sensors	(PK style)	90.6022
Platinum-foil temperature sensors	(PF style)	90.6023
Platinum-glass temperature sensors with glass extension	(PGV style)	90.6024

Thin-film temperature sensors to EN 60 751

Data Sheet

Platinum-chip temperature sensors with connecting wires	(PCA style)	90.6121
Platinum-chip temperature sensors in SMD style on epoxy card	(PCSE style)	90.6122
Platinum-chip temperature sensors with terminal clamps	(PCKL style)	90.6123
Platinum-chip temperature sensors in cylindrical style	(PCR style)	90.6124
Platinum-chip temperature sensors in SMD style	(PCS style)	90.6125



Construction and application of platinum temperature sensors

Introduction

As long as 130 years ago, Sir William Siemens made the suggestion that the change of electrical resistance of metals as a result of changes in temperature could be utilized for the measurement of temperature itself. The material to be used should be a noble metal: platinum, since platinum shows characteristics that are not shared by other metals. In 1886 Siemens continued to develop the platinum resistance thermometer, and, by taking appropriate precautions, constructed a precision resistance thermometer that was suitable for measuring high temperatures.

Since then, platinum resistance thermometers have been used as indispensable devices for measuring temperature as a physical variable. These days, specially adapted designs make it possible to cover a multitude of applications over the temperature range from -200 to +850 °C. Platinum thermometers can thus be used not only in industrial measurement technology, but in sectors such as HVAC engineering, household equipment, medical and electrical engineering, as well as in automobile technology.

Wirewound platinum temperature sensors on a glass or ceramic core as well as platinum chip sensors made in thin-film technology are incorporated as the temperature-sensitive heart of the resistance thermometer.

Temperature-dependent resistance

Platinum temperature sensors use the effect of the temperature-dependence of the electrical resistance of the noble metal platinum. Since the electrical resistance increases with rising temperature, we speak of a positive temperature coefficient (often abbreviated to PTC) for such temperature sensors.

In order to use this effect for measuring temperature, the metal must vary its electrical resistance with temperature in a reproducible manner. The characteristic properties of the metal must not change during operation, as this would result in measurement errors. The temperature coefficient should, as far as possible, be independent of temperature, pressure and chemical influences.

Standardized platinum temperature sensors

For more than 130 years, platinum has been the basic material of choice for temperature-dependent sensors. It has the advantage that it is highly resistant to corrosion, is relatively easy to work (especially in wire manufacture), is available in a very pure state and exhibits good reproducibility of its electrical properties. In order to maintain the features noted above and to ensure interchangeability, these characteristics are defined in the internationally valid standard IEC 751 (translated in Germany as the DIN EN 60 751).

This standard specifies the electrical resistance as a function of temperature (table of reference values), permissible tolerances (as tolerance classes), the characteristic curves and usable temperature range.

The characteristic curves are calculated using certain coefficients, whereby the calculation distinguishes between the temperature ranges from

-200 to 0 °C and from 0 to 850 °C.

The range -200 to 0 °C is covered by a third-order polynomial:

$$R(t) = R_0(1 + A \times t + B \times t^2 + C \times (t - 100 \text{ °C}) \times t^3)$$

A second-order polynomial is applied for the range 0 to 850 °C

$$R(t) = R_0(1 + A \times t + B \times t^2)$$

with the coefficients

$$\begin{aligned} A &= 3.9083 \times 10^{-3} \text{ °C}^{-1} \\ B &= -5.775 \times 10^{-7} \text{ °C}^{-2} \\ C &= -4.183 \times 10^{-12} \text{ °C}^{-4} \end{aligned}$$

The term R_0 is referred to as the nominal value, and represents the resistance at 0 °C.

According to EN 60 751, the nominal value is 100.000 Ω at 0 °C. It is therefore referred to as a Pt 100 temperature sensor.

Temperature sensors with higher nominal values are also available on the market, such as Pt 500 and Pt 1000.

They have greater sensitivity, since the slope of the characteristic is directly proportional to R_0 , the nominal value. Their advantage thus lies in the fact that their resistance has a larger change with temperature.

The resistance change in the temperature range up to 100 °C is approximately:

0,4 Ω/°C for Pt 100 temperature sensors
 2,0 Ω/°C for Pt 500 temperature sensors
 and
 4,0 Ω/°C for Pt 1000 temperature sensors.

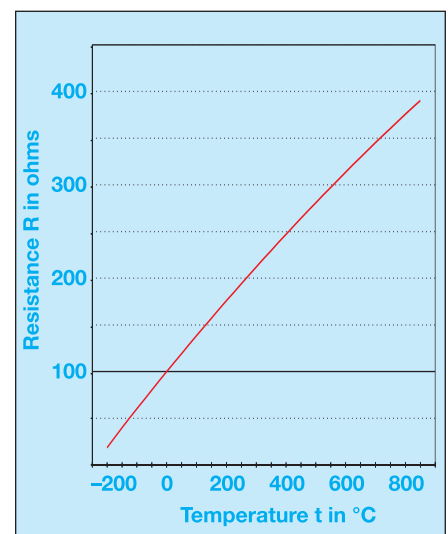


Fig. 1: Pt100 characteristic

As an additional parameter, the standard defines a mean temperature coefficient between 0 °C and 100 °C.

It represents the average change in resistance, referred to the nominal value at 0 °C:

$$\alpha = \frac{R_{100} - R_0}{R_0 \times 100 \text{ °C}} = 3.850 \times 10^{-3} \text{ °C}^{-1}$$

R_0 and R_{100} are the resistance values for the temperatures 0 °C and 100 °C respectively.

Calculating the temperature from the resistance

For the use as a thermometer, the resistance of the temperature sensor is used to calculate the corresponding temperature. The formulae cited above define the variation in electrical resistance as a function of temperature.

For temperatures above 0 °C, a closed form of the representation of the characteristic according to EN 60 751 can be derived to determine the temperature.

$$t = \frac{-R_0 \times A + [(R_0 \times A)^2 - 4 \times R_0 \times B \times (R_0 - R)]^{1/2}}{2 \times R_0 \times B}$$

R = resistance, measured in Ω
 t = temperature, calculated in $^{\circ}\text{C}$
 R_0, A, B = parameters as per EN 60 751

Tolerance limits

The standard distinguishes between two tolerance classes:

Class A: $\Delta t = \pm (0.15 + 0.002 \times |t|)$
 Class B: $\Delta t = \pm (0.30 + 0.005 \times |t|)$

t = temperature, in $^{\circ}\text{C}$ (without math. sign)

The calculation of the tolerance limit ΔR in Ω at a temperature of $t > 0^{\circ}\text{C}$ is given by:

$$\Delta R = R_0 (A + 2 \times B \times t) \times \Delta t$$

For $t < 0^{\circ}\text{C}$ it is:

$$\Delta R = R_0 (A + 2 \times B \times t - 300^{\circ}\text{C} \times t^2 + 4 \times C \times t^3) \times \Delta t$$

Tolerance Class A applies for temperatures from -200 to $+600^{\circ}\text{C}$.

Tolerance Class B applies for the entire defined range from -200 to $+850^{\circ}\text{C}$.

Extended tolerance classes

The two tolerance classes specified in the standard are frequently inadequate for certain applications. JUMO has defined a further division of the tolerance classes, based on the standardized tolerances, in order to cover the widest possible range of applications throughout the market.

In addition to the definition equations for the temperature-dependent deviations, the range of validity has also been defined. Because of the inexactly linear relationship between the resistance and temperature, measurements must be made at various temperatures to determine the deviations from the standard curve 3 (for $t > 0^{\circ}\text{C}$) or 4 (for $t < 0^{\circ}\text{C}$) respectively. For series manufacture of temperature sensors, tests are generally made only at 0°C and 100°C . So it is not

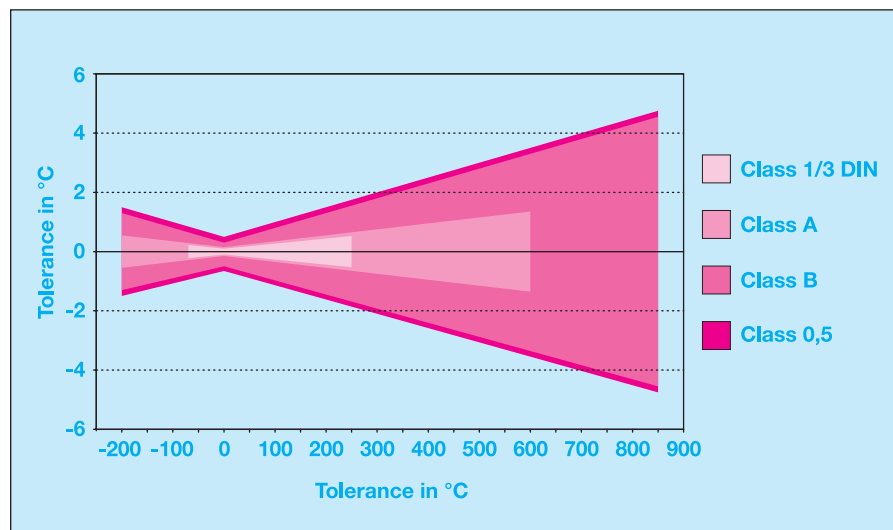


Fig. 2: Tolerance band as a function of the temperature

possible to make a precise determination of the individual characteristic of a temperature sensor. Since, on the one hand, it is not possible to make the measurement uncertainty endlessly small and, on the other hand, the characteristic curve is subject to variations caused by production tolerances, the range of validity of the narrower tolerance classes must be restricted compared with the measuring range of the temperature sensor.

Another conclusion from this situation is that the temperature classes cannot be narrowed without limit.

Practical situation

Temperature sensors with tightened tolerances usually have a considerably wider measuring range. This has the practical result that temperature sensors which are used at the upper or lower temperature limits can only achieve the given tolerance within the range of validity. Outside the range of validity, it is possible

Temperature	Class 1/3 DIN B	Class A	Class B	Class 0.5
-200°C		0.55°C	1.30°C	1.70°C
-70°C	0.22°C	0.29°C	0.65°C	0.92°C
0°C	0.10°C	0.15°C	0.30°C	0.50°C
100°C	0.27°C	0.35°C	0.80°C	1.10°C
250°C	0.53°C	0.65°C	1.55°C	2.00°C
350°C		0.85°C	2.05°C	2.60°C
600°C		1.35°C	3.30°C	4.10°C
850°C			4.55°C	5.60°C

Table 2: \pm Tolerance in $^{\circ}\text{C}$ according to class

that the tolerance will be exceeded and then the standard Class B tolerance must be applied.

Measurement point

Before delivery, all temperature sensors are completely checked and measured,

Tolerance class	Sensor category	Temperature range	Tolerance in $^{\circ}\text{C}$
Class 1/3 DIN B	Thin-film Wire	-50 to $+200^{\circ}\text{C}$ -70 to $+250^{\circ}\text{C}$	$\pm (0.10\text{K} + 0.0017 \times t)$
Class A	Thin-film Wire	-70 to $+300^{\circ}\text{C}$ -200 to $+600^{\circ}\text{C}$	$\pm (0.15\text{K} + 0.002 \times t)$
Class B	Thin-film Wire	-70 to $+600^{\circ}\text{C}$ -200 to $+850^{\circ}\text{C}$	$\pm (0.30\text{K} + 0.005 \times t)$
Class 0.5	Thin-film Wire	-70 to $+600^{\circ}\text{C}$ -200 to $+850^{\circ}\text{C}$	$\pm (0.50\text{K} + 0.006 \times t)$

Table 1: Tolerance classes – Temperature validity range

$|t|$ = measured temperature in $^{\circ}\text{C}$ (without sign)

JUMO GmbH & Co. KG
 Delivery address: Mackenrodtstraße 14,
 36039 Fulda, Germany
 Postal address: 36035 Fulda, Germany
 Phone: +49 661 6003-0
 Fax: +49 661 6003-607
 e-mail: mail@jumo.net
 Internet: www.jumo.net

JUMO Instrument Co. Ltd.
 JUMO House
 Temple Bank, Riverway
 Harlow, Essex CM 20 2TT, UK
 Phone: +44 1279 635533
 Fax: +44 1279 635262
 e-mail: sales@jumo.co.uk
 Internet: www.jumo.co.uk

JUMO PROCESS CONTROL INC.
 885 Fox Chase, Suite 103
 Coatesville PA 19320, USA
 Phone: 610-380-8002
 1-800-554-JUMO
 Fax: 610-380-8009
 e-mail: info@JumoUSA.com
 Internet: www.JumoUSA.com



and selected into tolerance classes. The measurement uncertainty of the classification equipment is taken into account. During the measurement, both the temperature sensors and the connecting wires are at the specific temperature for the measurement. Four-wire connections are made 2 mm from the open ends of the connecting wires. During further processing of the temperature sensors it must be noted that any alteration of the length of the connecting wires will alter the resistance for 2-wire measurement. In exceptional cases this may cause the tolerance limits to be exceeded, positively or negatively.

Self-heating

In order to obtain an output signal from a temperature sensor, a current must flow through the sensor. This measuring current generates heat losses which warm up the temperature sensor. The result is an higher indicated temperature. Self-heating depends on various factors, one of which is the extent to which the self-generated heat can be removed by the medium being measured.

The formula for electrical power $P = R \times I^2$ means that this effect also depends on the nominal resistance value (R) of the temperature sensor: For a given measuring current, a Pt1000 temperature sensor will generate 10 times as much heat as a Pt100. So the advantage of higher sensitivity brings the disadvantage of increased self-heating. If a temperature rise of 0.1 °C is permitted in running water, then the current level for wirewound ceramic temperature sensors will be between 3 and 50 mA, depending on the size, and for thin-film temperature sensors it will be about 1 mA.

In still air the permissible current level will have to be reduced by a factor of about 50. If the temperature sensor is mounted in a protective fitting, then the self-heating characteristics will be altered. The permissible current levels lie between the two extremes noted above, and depend on the thermal boundaries, size, heat conduction, and heat capacity of the protective fitting.

Thermometer manufacturers often state a self-heating coefficient in the corresponding documentation. This coefficient provides a value for the temperature increase caused by a defined power loss produced in the temperature sensor. Such calorimetric measurements are carried out under defined conditions (in water flowing at 0.2

meters/sec or air at 2 meters/sec) but the results have a somewhat theoretical nature and are used as figures of merit when comparing different types of construction. In most cases, the manufacturer defines the measuring current as 1 mA, since this value has proven to be an acceptable practical value that does not generate a significant amount of self-heating.

For instance, if a 1 mA measuring current is passed through a Pt100 sensor mounted in a (thermally) completely insulated container with an air volume of 10 cm³, then the air will be warmed up by about 39 °C after one hour.

Any flow of gas or liquid will reduce this effect, because of the considerably increased removal of the heat that is generated.

The self-heating must be measured at the point of installation, depending on the circumstance of the measuring setup. The temperature must be measured at various different current levels. The self-heating coefficient E can then be derived as follows:

$$E = \Delta t / (R \times I^2)$$

Where Δt = (indicated temperature) – (temperature of the medium), R = resistance of the temperature sensor, I = measuring current

The self-heating coefficient can then be used to define the maximum permissible measuring current for a given permissible measurement error Δt .

$$I = (\Delta t / E \times R)^{1/2}$$

Long-term behavior

In addition to the tolerance of the temperature sensor, the long-term behavior is an important parameter, since it is the major factor determining the maintenance of the measurement uncertainty during the operating life of the device under its defined conditions. The values given in the data sheets are guidance values, determined through measurements on the specific type of sensor, not made-up in any way, in an oven with a normal atmosphere. The further processing of the temperature sensors and the characteristics of the materials with which it comes into contact may affect the long-term stability. It is therefore to be recommended that the long-term stability of a particular design should be established under the intended operating conditions, so that external influences may also be taken into account.

Response

If the temperature sensor is subjected to a sudden change in temperature, then there will be a distinct time lag before it has taken up the new temperature. This time is dependent on the style of the temperature sensor and the ambient conditions, such as the medium being measured and the flow rate of the same. The figures given in the data sheets refer to measurements in agitated water, at a flow of $v = 0.4$ meters/sec or in air at a flow of 1 meter/sec.

The response times for other media can be calculated with the aid of the heat transfer coefficient as per VDI/VDE 3522. Fig. 3 shows a typical response curve (transfer function).

The specific times derived are those taken by the sensor to reach 50 % or 90 % of the final (steady) value.

The transfer function, i.e. the way in which the measured value changes after a step change in temperature at the sensor, provides this information.

The transfer function is measured by passing a current of warm water or air across the temperature sensor.

Two times (settling times) characterize the transfer function:

- **Half-value time $t_{0.5}$**
 This is the time taken for the measurement to reach 50 % of the final value, and the
- **90 % time $t_{0.9}$**
 in which 90 % of the final value is reached.

A time t , the time taken to reach 63.2 % of the final value, is not given, because it is

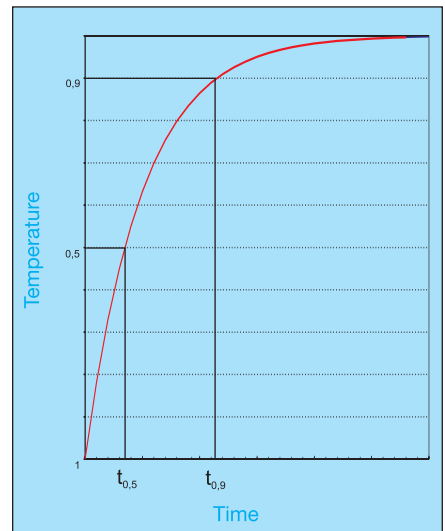


Fig. 3: Transfer function

JUMO GmbH & Co. KG
 Delivery address: Mackenrodtstraße 14,
 36039 Fulda, Germany
 Postal address: 36035 Fulda, Germany
 Phone: +49 661 6003-0
 Fax: +49 661 6003-607
 e-mail: mail@jumo.net
 Internet: www.jumo.net

JUMO Instrument Co. Ltd.
 JUMO House
 Temple Bank, Riverway
 Harlow, Essex CM 20 2TT, UK
 Phone: +44 1279 635533
 Fax: +44 1279 635262
 e-mail: sales@jumo.co.uk
 Internet: www.jumo.co.uk

JUMO PROCESS CONTROL INC.
 885 Fox Chase, Suite 103
 Coatesville PA 19320, USA
 Phone: 610-380-8002
 1-800-554-JUMO
 Fax: 610-380-8009
 e-mail: info@JumoUSA.com
 Internet: www.JumoUSA.com



easily mistaken for the time constant of an exponential function. The heat transfer function of practically all temperature sensors shows significant deviations from such a function.



Fig. 4: Product selection

Styles

Principally, platinum temperature sensors can be divided into two fundamentally different categories. We can distinguish between temperature sensors with a solid wire winding in glass, ceramic or foil versions, and temperature sensors manufactured using the latest thin-film technology. The classic platinum temperature sensor is based on the wirewound




Fig. 5: Product selection



Fig. 6: Producing temperature sensors under clean-room conditions

construction.

In spite of partially automated production processes, a common feature of all such styles is a high level of manual labor in production.

Wirewound temperature sensors

Platinum-glass temperature sensors (PG style)

Platinum-glass temperature sensors belong to the category of wirewound constructions. One or two measurement windings are wound on a glass rod, each in the form of a bifilar winding. The winding is fused onto the glass and provided with connecting wires. The nominal resistance value is calibrated by altering the length of the winding. Afterwards, a sleeve is pushed over the glass rod + measurement winding, and the components are then fused together.

The glass that is used is matched to the expansion coefficient of the platinum wire. An additional artificial ageing process ensures that good long-term stability is achieved. The operating temperature covers the range from -200 to +400 °C.

JUMO platinum-glass temperature sensors are distinguished by a design that is extremely resistant to shock and vibration. Furthermore, the connecting wires exhibit a very high tensile strength. Another advantage of this style is that the temperature sensors can readily be used for measurement in highly humid environments or directly in the liquid, thanks to the hermetic sealing of the

measurement winding and the excellent chemical resistance of the glass. In addition, the familiar protection tube – a necessary component with other styles – can now be dispensed with, allowing short response times.

A wide variety of platinum-glass temperature sensors is available in many different geometries. As well as the versions with a standard nominal resistance of 100 Ω at 0 °C, JUMO also supplies platinum-glass temperature sensors with 500 Ω and 1000 Ω nominal values, as well as special values on request. Versions with a glass extension or double measurement windings are also possible.

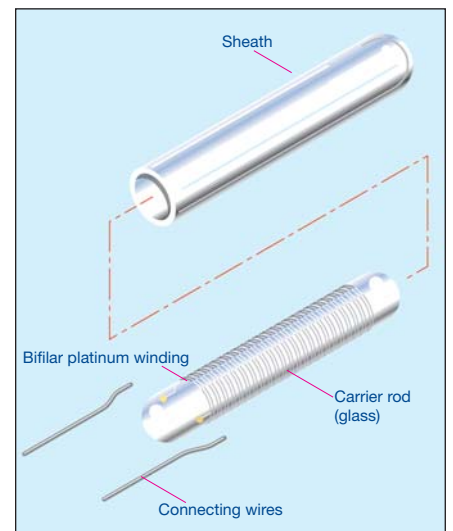


Fig. 7: Basic construction of platinum-glass temperature sensors (PG style)

JUMO GmbH & Co. KG
 Delivery address: Mackenrodtstraße 14,
 36039 Fulda, Germany
 Postal address: 36035 Fulda, Germany
 Phone: +49 661 6003-0
 Fax: +49 661 6003-607
 e-mail: mail@jumo.net
 Internet: www.jumo.net

JUMO Instrument Co. Ltd.
 JUMO House
 Temple Bank, Riverway
 Harlow, Essex CM 20 2TT, UK
 Phone: +44 1279 635533
 Fax: +44 1279 635262
 e-mail: sales@jumo.co.uk
 Internet: www.jumo.co.uk

JUMO PROCESS CONTROL INC.
 885 Fox Chase, Suite 103
 Coatesville PA 19320, USA
 Phone: 610-380-8002
 1-800-554-JUMO
 Fax: 610-380-8009
 e-mail: info@JumoUSA.com
 Internet: www.JumoUSA.com



Platinum-glass laboratory resistance thermometers

Electrical glass thermometers for laboratory applications frequently have to meet especially high demands.

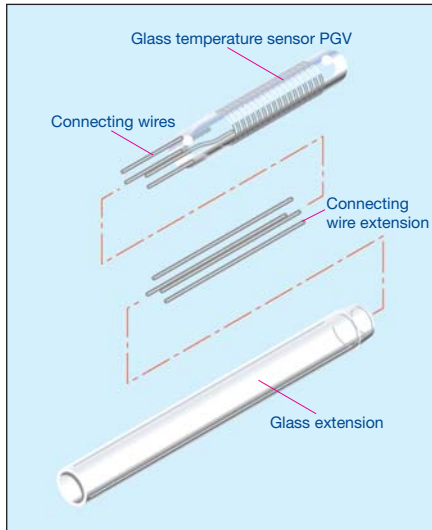


Fig. 8: Basic construction of platinum-glass temperature sensors with glass extension (style for laboratory resistance thermometers)

Laboratory resistance thermometers are made by a supplementary processing of platinum-glass temperature sensors. Temperature sensors in the PGL style, for instance, can be fitted with glass tube extensions in various lengths. Depending on the specific measurement task, such glass extensions can also be supplied with a standard ground joint, diameter graduations, or even as angled versions.

The electrical connection of the resistance thermometer is made via a connector system (e.g. LEMOSA), or directly through an attached cable. Connections can be made in 2-wire, 3-wire or 4-wire circuit, according to choice. Laboratory resistance thermometers can optionally be supplied in a variety of tolerance classes, such as the tighter tolerance of Class A as per EN 60751. JUMO laboratory resistance thermometers can also be delivered with a DKD calibration certificate.

As a specialist for manufacturing a wide product spectrum, JUMO offers solutions for many customer-specific requirements.

Platinum-ceramic temperature sensors (PK style)

Platinum-ceramic temperature sensors use a ceramic tube as the carrier material, in which there are either two or four bores, depending on the version to be produced. A platinum coil that has already been calibrated and fitted with connection wires is inserted into each of the bores. Platinum-glass temperature sensors therefore also belong to the category of wirewound constructions. The remaining space in the bores is then filled with alumina powder, to fix the coils and to improve heat transfer. Both ends of the ceramic body are then closed with a sealing compound that is fused on. This seals off the embedded measurement windings and also stabilizes the connecting wires. Platinum-ceramic temperature sensors are available with diameters as small as 0.9 mm. Their over-

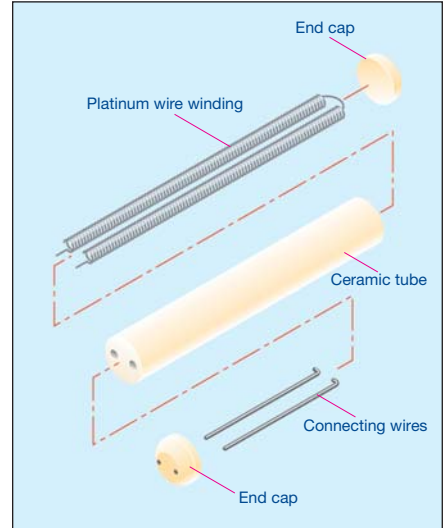


Fig. 10: Basic construction of platinum-ceramic temperature sensors (PK style)

all length varies, in general, from 4 to 30 mm. As far as the nominal value is concerned, this style is normally only available with Pt 100 temperature sensors.

Platinum-ceramic temperature sensors are mainly used for high-temperature measurement. They have the highest overall usable temperature range, stretching from -200 to +800 °C.

The special internal construction of the platinum-ceramic temperature sensors largely prevents permanent changes in the resistance value, which may occur in other styles as a result of substantial temperature cycling or shock-like temperature changes.

However, the application of this style must be restricted if strong vibration or shocks are to be expected in the application.

Platinum-foil temperature sensors (PF style)

Like glass or ceramic temperature sensors, platinum-foil temperature sensors also belong to the category of wirewound styles. A winding of solid platinum wire is embedded between two self-adhesive polyimide foils. The platinum winding is calibrated through the adjustment of the winding length, before the foils are joined. The electrical characteristics conform to EN 60751. Two nickel tapes are taken out to form the electrical connection.

JUMO platinum-foil temperature sensors are especially suitable for measurements on flat




Fig. 9: Automated production of wirewound platinum-glass temperature sensors

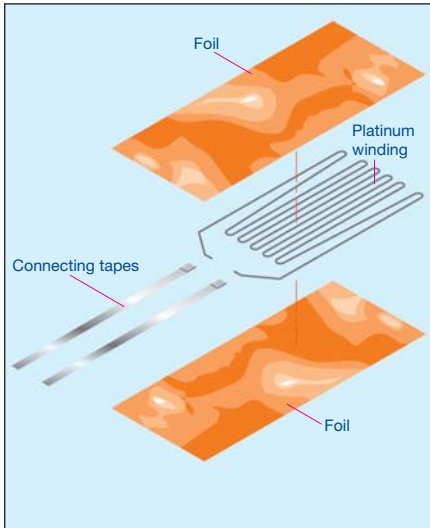


Fig. 11: Basic construction of platinum-foil temperature sensors (PF style)

or even slightly curved surfaces. Furthermore, their flexibility and small thickness enable measurements at sites that are difficult to access. Thanks to their low intrinsic mass and relatively large surface area, these foil temperature sensors achieve fast response. Foil temperature sensors are designed for applications at temperatures from -80 to +180 °C.

Thin-film temperature sensors

Since the early 80s, JUMO has taken production processes from semiconductor technology and used them to manufacture platinum-chip temperature sensors. This was linked to the start of a continual process of miniaturization that is not yet at an end, even today, and is following two routes: a reduction of component sizes and an increase in nominal values, and, parallel to this technological development, a continual reduction of production costs, so that the technical advantages of platinum-chip temperature sensors can also be used in mass production applications.

Platinum-chip temperature sensors with connecting wires (PCA style)

Platinum-chip temperature sensors are manufactured in the latest thin-film techniques, in clean-room conditions. Unlike the wirewound versions, the platinum layer in thin-film temperature sensors is applied to a ceramic substrate through a sputtering process.

This platinum coating is then formed into a serpentine structure by a photolithographic process, and then adjusted by a laser-trimming method.

The electrical connection is made through special contact areas, onto which the connecting wires are bonded. A fused layer of glass protects the platinum serpentine from external influences and also serves as insulation.

The contact areas of the connecting wires on the sensor are fixed by another glass layer, which also provides strain relief.

The temperature at which platinum-chip temperature sensors can be used depends on the version, and is usually in the range from -70 to +600 °C. Platinum-chip temperature sensors can also be used to some extent at much lower temperatures, if they are previously given a special artificial ageing treatment.




Fig. 12: Laser trimming of platinum-chip temperature sensors

Thin-film temperature sensors combine the favorable properties of a platinum sensor, such as interchangeability, long-term stability, reproducibility and wide temperature measurement range, with the advantages of large-scale production. And, thanks to the small dimensions and low mass, very fast response times are achieved. In addition, they can also achieve high nominal values in very small dimensions, compared with glass and ceramic temperature sensors.

Platinum-chip temperature sensors with terminal clamps (PCKL style)

PCKL style platinum-chip temperature

sensors are manufactured in the same way as the standard PCA styles. However, there are some differences in the connecting wire techniques that are used.

Compared with the standard PCA style temperature sensors, these sensors do not feature bonded connecting wires, but have terminal clamps that are soldered on.

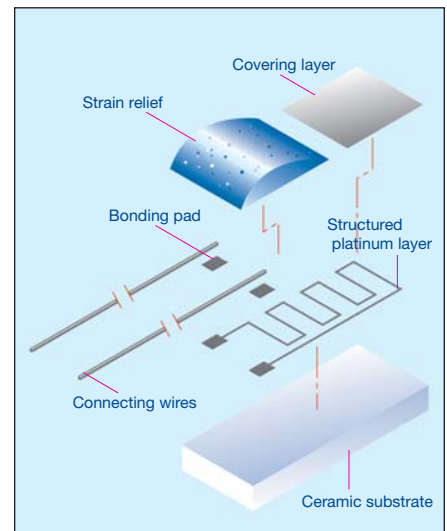


Fig. 13: Basic construction of platinum-chip temperature sensors with connecting wires (PCA style)

These terminal clamps are especially rigid and exhibit a high bending strength. This characteristic gives the temperature sensors an outstanding directional stability.

PCKL style platinum-chip temperature sensors are thus preferred for various

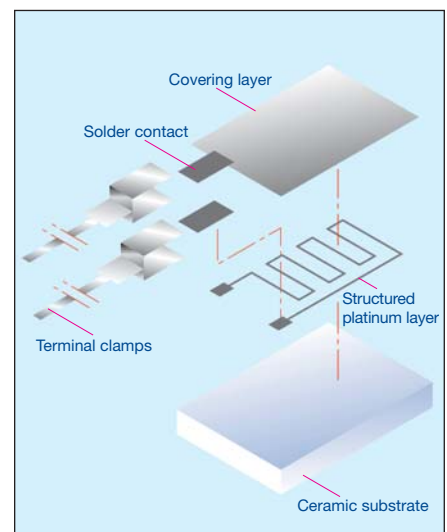


Fig. 14: Basic construction of platinum-chip temperature sensors with terminal clamps (PCKL style)

types of probe construction in climatic measurement technology. The entire temperature sensor, including the solder joint and terminal clamps (with bare wire ends), is additionally coated with a protective varnish, to protect against condensation and external effects.

The operating temperature range is -40 to $+105$ °C.

Platinum-chip temperature sensors in cylindrical style (PCR style)

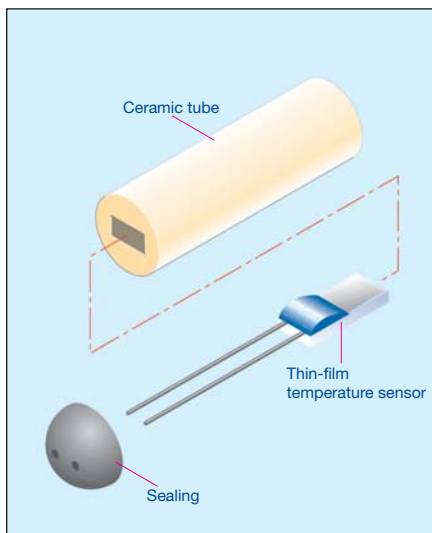


Fig. 15: Basic construction of platinum-chip temperature sensors in cylindrical form (PCR style)

Basically, this style incorporates a platinum-chip temperature sensor which is inserted into a ceramic sleeve that is open at one end. After inserting the platinum-chip temperature sensor, the opening of the ceramic sleeve is hermetically sealed with a sealing compound. The round body of this type of platinum-chip temperature sensor enables a good adaptation to the inner walls of protection tubes, and also protects the sensor from external influences. In addition, this style exhibits high mechanical rigidity, thus facilitating an embedding in many types of bulk adhesive. It is frequently used in the construction of equipment and machinery.

JUMO temperature sensors in cylindrical style present a cost-effective alternative to wirewound ceramic temperature sensors. Platinum-chip temperature sensors in this cylindrical style are designed for operating temperatures from -70 to $+300$ °C.

Platinum-chip temperature sensors in SMD style (PCS style)

Platinum-chip temperature sensors in SMD style belong to the category of thin-film temperature sensors. Like the similarly designed PCA styles, they are manufactured in the latest thin-film techniques, in clean-room conditions. During production of these temperature sensors, a platinum layer, which constitutes the active layer, is formed into a serpentine structure and applied to a ceramic substrate.

The platinum serpentine is provided with two solder contacts at the opposing lengthwise ends of the temperature sensor, to make the electrical connection. The glass layer that is applied after the adjustment protects the platinum serpentine against external effects.

Unlike wire-ended styles, SMD temperature sensors are specially designed for automatic placing on electronic circuit boards in large-scale production.

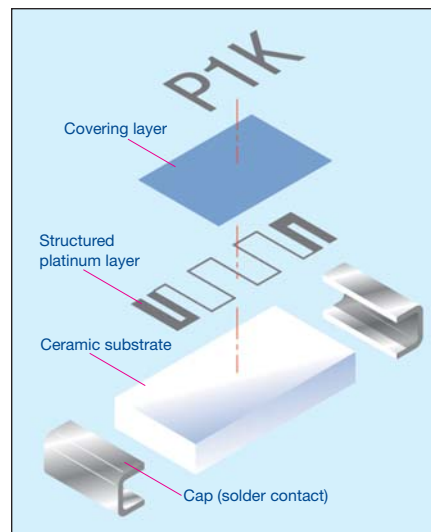


Fig. 16: Basic construction of platinum-chip temperature sensors in SMD form (PCS style)

Platinum-chip temperature sensors on epoxy card (PCSE style)

PCSE style platinum-chip temperature sensors constitute a pre-assembled version. The epoxy card carries an assembled SMD temperature sensor as the active component to acquire the temperature. The resistance signal is transmitted to the contact surfaces on opposing sides, via

thin tracks. At these points, a variety of connecting wires can be attached for a range of wire-ended probe versions. The use of this style (with a base card) has the advantage that any possible tension on the connecting cable cannot be transmitted directly to the temperature sensor. Furthermore, the thin conductor tracks achieve a considerable reduction of any measurement error caused by heat conduction.

This style was designed especially as a measuring insert, making it considerably easier to fabricate different versions of wire-ended probes. This also enables automated production steps, thus achieving the lowest possible cost levels.

PCSE style platinum-chip temperature sensors are suitable for operation over a temperature range from -20 to $+150$ °C.

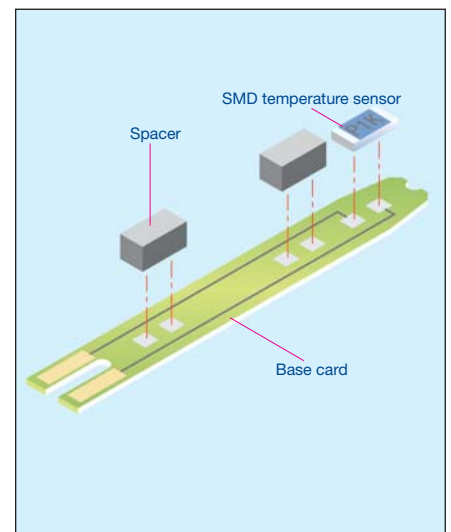


Fig. 17: Basic construction of platinum-chip temperature sensors on epoxy card (PCSE style)

JUMO GmbH & Co. KG
 Delivery address: Mackenrodtstraße 14,
 36039 Fulda, Germany
 Postal address: 36035 Fulda, Germany
 Phone: +49 661 6003-0
 Fax: +49 661 6003-607
 e-mail: mail@jumo.net
 Internet: www.jumo.net

JUMO Instrument Co. Ltd.
 JUMO House
 Temple Bank, Riverway
 Harlow, Essex CM 20 2TT, UK
 Phone: +44 1279 635533
 Fax: +44 1279 635262
 e-mail: sales@jumo.co.uk
 Internet: www.jumo.co.uk

JUMO PROCESS CONTROL INC.
 885 Fox Chase, Suite 103
 Coatesville PA 19320, USA
 Phone: 610-380-8002
 1-800-554-JUMO
 Fax: 610-380-8009
 e-mail: info@JumoUSA.com
 Internet: www.JumoUSA.com



Reference values to EN 60 751 (ITS 90) in Ohm for Pt100 temperature sensors in 1°C steps

°C	-0	-1	-2	-3	-4	-5	-6	-7	-8	-9
-200	18.520	-	-	-	-	-	-	-	-	-
-190	22.825	22.397	21.967	21.538	21.108	20.677	20.247	19.815	19.384	18.952
-180	27.096	26.671	26.245	25.819	25.392	24.965	24.538	24.110	23.682	23.254
-170	31.335	30.913	30.490	30.067	29.643	29.220	28.796	28.371	27.947	27.522
-160	35.543	35.124	34.704	34.284	33.864	33.443	33.022	32.601	32.179	31.757
-150	39.723	39.306	38.889	38.472	38.055	37.637	37.219	36.800	36.382	35.963
-140	43.876	43.462	43.048	42.633	42.218	41.803	41.388	40.972	40.556	40.140
-130	48.005	47.593	47.181	46.769	46.356	45.944	45.531	45.117	44.704	44.290
-120	52.110	51.700	51.291	50.881	50.470	50.060	49.649	49.239	48.828	48.416
-110	56.193	55.786	55.378	54.970	54.562	54.154	53.746	53.337	52.928	52.519
-100	60.256	59.850	59.445	59.039	58.633	58.227	57.821	57.414	57.007	56.600
- 90	64.300	63.896	63.492	63.088	62.684	62.280	61.876	61.471	61.066	60.661
- 80	68.325	67.924	67.522	67.120	66.717	66.315	65.912	65.509	65.106	64.703
- 70	72.335	71.934	71.534	71.134	70.733	70.332	69.931	69.530	69.129	68.727
- 60	76.328	75.929	75.530	75.131	74.732	74.333	73.934	73.534	73.134	72.735
- 50	80.306	79.909	79.512	79.114	78.717	78.319	77.921	77.523	77.125	76.726
- 40	84.271	83.875	83.479	83.083	82.687	82.290	81.894	81.497	81.100	80.703
- 30	88.222	87.827	87.432	87.038	86.643	86.248	85.853	85.457	85.062	84.666
- 20	92.160	91.767	91.373	90.980	90.586	90.192	89.798	89.404	89.010	88.616
- 10	96.086	95.694	95.302	94.909	94.517	94.124	93.732	93.339	92.946	92.553
0	100.000	99.609	99.218	98.827	98.436	98.044	97.653	97.261	96.870	96.478

°C	0	1	2	3	4	5	6	7	8	9
0	100.000	100.391	100.781	101.172	101.562	101.953	102.343	102.733	103.123	103.513
10	103.903	104.292	104.682	105.071	105.460	105.849	106.238	106.627	107.016	107.405
20	107.794	108.182	108.570	108.959	109.347	109.735	110.123	110.510	110.898	111.286
30	111.673	112.060	112.447	112.835	113.221	113.608	113.995	114.382	114.768	115.155
40	115.541	115.927	116.313	116.699	117.085	117.470	117.856	118.241	118.627	119.012
50	119.397	119.782	120.167	120.552	120.936	121.321	121.705	122.090	122.474	122.858
60	123.242	123.626	124.009	124.393	124.777	125.160	125.543	125.926	126.309	126.692
70	127.075	127.458	127.840	128.223	128.605	128.987	129.370	129.752	130.133	130.515
80	130.897	131.278	131.660	132.041	132.422	132.803	133.184	133.565	133.946	134.326
90	134.707	135.087	135.468	135.848	136.228	136.608	136.987	137.367	137.747	138.126
100	138.506	138.885	139.264	139.643	140.022	140.400	140.779	141.158	141.536	141.914
110	142.293	142.671	143.049	143.426	143.804	144.182	144.559	144.937	145.314	145.691
120	146.068	146.445	146.822	147.198	147.575	147.951	148.328	148.704	149.080	149.456
130	149.832	150.208	150.583	150.959	151.334	151.710	152.085	152.460	152.835	153.210
140	153.584	153.959	154.333	154.708	155.082	155.456	155.830	156.204	156.578	156.952
150	157.325	157.699	158.072	158.445	158.818	159.191	159.564	159.937	160.309	160.682
160	161.054	161.427	161.799	162.171	162.543	162.915	163.286	163.658	164.030	164.401
170	164.772	165.143	165.514	165.885	166.256	166.627	166.997	167.368	167.738	168.108
180	168.478	168.848	169.218	169.588	169.958	170.327	170.696	171.066	171.435	171.804
190	172.173	172.542	172.910	173.279	173.648	174.016	174.384	174.752	175.120	175.488
200	175.856	176.224	176.591	176.959	177.326	177.693	178.060	178.427	178.794	179.161
210	179.528	179.894	180.260	180.627	180.993	181.359	181.725	182.091	182.456	182.822
220	183.188	183.553	183.918	184.283	184.648	185.013	185.378	185.743	186.107	186.472
230	186.836	187.200	187.564	187.928	188.292	188.656	189.019	189.383	189.746	190.110
240	190.473	190.836	191.199	191.562	191.924	192.287	192.649	193.012	193.374	193.736
250	194.098	194.460	194.822	195.183	195.545	195.906	196.268	196.629	196.990	197.351
260	197.712	198.073	198.433	198.794	199.154	199.514	199.875	200.235	200.595	200.954
270	201.314	201.674	202.033	202.393	202.752	203.111	203.470	203.829	204.188	204.546
280	204.905	205.263	205.622	205.980	206.338	206.696	207.054	207.411	207.769	208.127
290	208.484	208.841	209.198	209.555	209.912	210.269	210.626	210.982	211.339	211.695
300	212.052	212.408	212.764	213.120	213.475	213.831	214.187	214.542	214.897	215.252

The reference values have been calculated according to the International Temperature Scale ITS 90.
 (For Pt500 or Pt1000 temperature sensors, the reference values have to be multiplied by 5 or 10 respectively).

JUMO GmbH & Co. KG
 Delivery address: Mackenrodtstraße 14,
 36039 Fulda, Germany
 Postal address: 36035 Fulda, Germany
 Phone: +49 661 6003-0
 Fax: +49 661 6003-607
 e-mail: mail@jumo.net
 Internet: www.jumo.net

JUMO Instrument Co. Ltd.
 JUMO House
 Temple Bank, Riverway
 Harlow, Essex CM 20 2TT, UK
 Phone: +44 1279 635533
 Fax: +44 1279 635262
 e-mail: sales@jumo.co.uk
 Internet: www.jumo.co.uk

JUMO PROCESS CONTROL INC.
 885 Fox Chase, Suite 103
 Coatesville PA 19320, USA
 Phone: 610-380-8002
 1-800-554-JUMO
 Fax: 610-380-8009
 e-mail: info@JumoUSA.com
 Internet: www.JumoUSA.com



Reference values to EN 60 751 (ITS 90) in Ohm for Pt100 temperature sensors in 1°C steps

°C	0	1	2	3	4	5	6	7	8	9
310	215.608	215.962	216.317	216.672	217.027	217.381	217.736	218.090	218.444	218.798
320	219.152	219.506	219.860	220.213	220.567	220.920	221.273	221.626	221.979	222.332
330	222.685	223.038	223.390	223.743	224.095	224.447	224.799	225.151	225.503	225.855
340	226.206	226.558	226.909	227.260	227.612	227.963	228.314	228.664	229.015	229.366
350	229.716	230.066	230.417	230.767	231.117	231.467	231.816	232.166	232.516	232.865
360	233.214	233.564	233.913	234.262	234.610	234.959	235.308	235.656	236.005	236.353
370	236.701	237.049	237.397	237.745	238.093	238.440	238.788	239.135	239.482	239.829
380	240.176	240.523	240.870	241.217	241.563	241.910	242.256	242.602	242.948	243.294
390	243.640	243.986	244.331	244.677	245.022	245.367	245.713	246.058	246.403	246.747
400	247.092	247.437	247.781	248.125	248.470	248.814	249.158	249.502	249.845	250.189
410	250.533	250.876	251.219	251.562	251.906	252.248	252.591	252.934	253.277	253.619
420	253.962	254.304	254.646	254.988	255.330	255.672	256.013	256.355	256.696	257.038
430	257.379	257.720	258.061	258.402	258.743	259.083	259.424	259.764	260.105	260.445
440	260.785	261.125	261.465	261.804	262.144	262.483	262.823	263.162	263.501	263.840
450	264.179	264.518	264.857	265.195	265.534	265.872	266.210	266.548	266.886	267.224
460	267.562	267.900	268.237	268.574	268.912	269.249	269.586	269.923	270.260	270.597
470	270.933	271.270	271.606	271.942	272.278	272.614	272.950	273.286	273.622	273.957
480	274.293	274.628	274.963	275.298	275.633	275.968	276.303	276.638	276.972	277.307
490	277.641	277.975	278.309	278.643	278.977	279.311	279.644	279.978	280.311	280.644
500	280.978	281.311	281.643	281.976	282.309	282.641	282.974	283.306	283.638	283.971
510	284.303	284.634	284.966	285.298	285.629	285.961	286.292	286.623	286.954	287.285
520	287.616	287.947	288.277	288.608	288.938	289.268	289.599	289.929	290.258	290.588
530	290.918	291.247	291.577	291.906	292.235	292.565	292.894	293.222	293.551	293.880
540	294.208	294.537	294.865	295.193	295.521	295.849	296.177	296.505	296.832	297.160
550	297.487	297.814	298.142	298.469	298.795	299.122	299.449	299.775	300.102	300.428
560	300.754	301.080	301.406	301.732	302.058	302.384	302.709	303.035	303.360	303.685
570	304.010	304.335	304.660	304.985	305.309	305.634	305.958	306.282	306.606	306.930
580	307.254	307.578	307.902	308.225	308.549	308.872	309.195	309.518	309.841	310.164
590	310.487	310.810	311.132	311.454	311.777	312.099	312.421	312.743	313.065	313.386
600	313.708	314.029	314.351	314.672	314.993	315.314	315.635	315.956	316.277	316.597
610	316.918	317.238	317.558	317.878	318.198	318.518	318.838	319.157	319.477	319.796
620	320.116	320.435	320.754	321.073	321.391	321.710	322.029	322.347	322.666	322.984
630	323.302	323.620	323.938	324.256	324.573	324.891	325.208	325.526	325.843	326.160
640	326.477	326.794	327.110	327.427	327.744	328.060	328.376	328.692	329.008	329.324
650	329.640	329.956	330.271	330.587	330.902	331.217	331.533	331.848	332.162	332.477
660	332.792	333.106	333.421	333.735	334.049	334.363	334.677	334.991	335.305	335.619
670	335.932	336.246	336.559	336.872	337.185	337.498	337.811	338.123	338.436	338.748
680	339.061	339.373	339.685	339.997	340.309	340.621	340.932	341.244	341.555	341.867
690	342.178	342.489	342.800	343.111	343.422	343.732	344.043	344.353	344.663	344.973
700	345.284	345.593	345.903	346.213	346.522	346.832	347.141	347.451	347.760	348.069
710	348.378	348.686	348.995	349.303	349.612	349.920	350.228	350.536	350.844	351.152
720	351.460	351.768	352.075	352.382	352.690	352.997	353.304	353.611	353.918	354.224
730	354.531	354.837	355.144	355.450	355.756	356.062	356.368	356.674	356.979	357.285
740	357.590	357.896	358.201	358.506	358.811	359.116	359.420	359.725	360.029	360.334
750	360.638	360.942	361.246	361.550	361.854	362.158	362.461	362.765	363.068	363.371
760	363.674	363.977	364.280	364.583	364.886	365.188	365.491	365.793	366.095	366.397
770	366.699	367.001	367.303	367.604	367.906	368.207	368.508	368.810	369.111	369.412
780	369.712	370.013	370.314	370.614	370.914	371.215	371.515	371.815	372.115	372.414
790	372.714	373.013	373.313	373.612	373.911	374.210	374.509	374.808	375.107	375.406
800	375.704	376.002	376.301	376.599	376.897	377.195	377.493	377.790	378.088	378.385
810	378.683	378.980	379.277	379.574	379.871	380.167	380.464	380.761	381.057	381.353
820	381.650	381.946	382.242	382.537	382.833	383.129	383.424	383.720	384.015	384.310
830	384.605	384.900	385.195	385.489	385.784	386.078	386.373	386.667	386.961	387.255
840	387.549	387.843	388.136	388.430	388.723	389.016	389.310	389.603	389.896	390.188
850	390.481	-	-	-	-	-	-	-	-	-

The reference values have been calculated according to the International Temperature Scale ITS 90.
 (For Pt500 or Pt1000 temperature sensors, the reference values have to be multiplied by 5 or 10 respectively).

JUMO GmbH & Co. KG
Delivery address: Mackenrodtstraße 14,
36039 Fulda, Germany
Postal address: 36035 Fulda, Germany
Phone: +49 661 6003-0
Fax: +49 661 6003-607
e-mail: mail@jumo.net
Internet: www.jumo.net

JUMO Instrument Co. Ltd.
JUMO House
Temple Bank, Riverway
Harlow, Essex CM 20 2TT, UK
Phone: +44 1279 635533
Fax: +44 1279 635262
e-mail: sales@jumo.co.uk
Internet: www.jumo.co.uk

JUMO PROCESS CONTROL INC.
885 Fox Chase, Suite 103
Coatesville PA 19320, USA
Phone: 610-380-8002
1-800-554-JUMO
Fax: 610-380-8009
e-mail: info@JumoUSA.com
Internet: www.JumoUSA.com



Electrical Temperature Measurement

with thermocouples and resistance thermometers
by Matthias Nau




Fig. 18: Publication "Electrical temperature measurement with thermocouples and resistance thermometers"

Electrical temperature sensors have become indispensable components in modern automation, consumer goods and production technology. Particularly as a result of the rapid expansion of automation in recent years, they have become firmly established in industrial engineering.

In view of the large spectrum of products available for the electrical measurement of temperature, it is becoming ever more important for the user to select the one suitable for his application.

On 160 pages this publication deals with the theoretical fundamentals of electrical temperature measurement, the practical construction of temperature sensors, their standardization, electrical connection, tolerances and types of construction.

In addition, it describes in detail the different fittings for electrical thermometers, their classification according to DIN standards, and the great variety of applications. An extensive section of tables for standard values of voltage and resistance according to DIN and EN

makes this book a valuable guide, both for the experienced practical engineer and for the novice in the field of electrical temperature measurement.

To be ordered under Sales No. 90/00085081 or as a download from www.jumo.net

Schools, institutes and universities are asked to make joint orders, because of the high handling costs.

Error Analysis of a Temperature Measurement System with worked examples by Gerd Scheller

The 44-page publication helps in the evaluation of measurement uncertainty, particularly through the worked examples in Chapter 3. Where problems arise, we are happy to discuss specific problems with our customers, and to provide practical advice.

In order to make comparable measurements, their quality must be established through details of the measurement uncertainty. The ISO/BIPM "Guide to the Expression of Uncertainty in Measurement", published in 1993 and usually referred to as GUM, introduced a standardized method for the determination and definition of measurement uncertainty. This method was adopted by calibration laboratories around the world. However, the application requires a certain level of mathematical understanding. Further chapters present the topic of measurement uncertainty in a simplified and easily understandable fashion for all users of temperature measurement systems.

Errors in the installation of the temperature sensors and the connections to the evaluation electronics lead to increased errors in measurement. To these must be added the measurement uncertainty components of the sensor and the evaluation electronics itself. The explanation of the various components of measurement uncertainty is followed by some worked examples.

Knowledge of the various measurement uncertainty components and their magnitudes enables the user to reduce individual components through the selection of equipment or altered installation conditions. The decisive factor is

always, which level of measurement uncertainty is acceptable for a specific measurement task. For instance, if a standard specifies tolerance limits for the deviation of a temperature from a given value, then the measurement uncertainty of the method used for temperature measurement should not exceed 1/3 of the tolerance.

To be ordered under Sales No. 90/00413510 or as a download from www.jumo.net

Schools, institutes and universities are asked to make joint orders, because of the high handling costs.

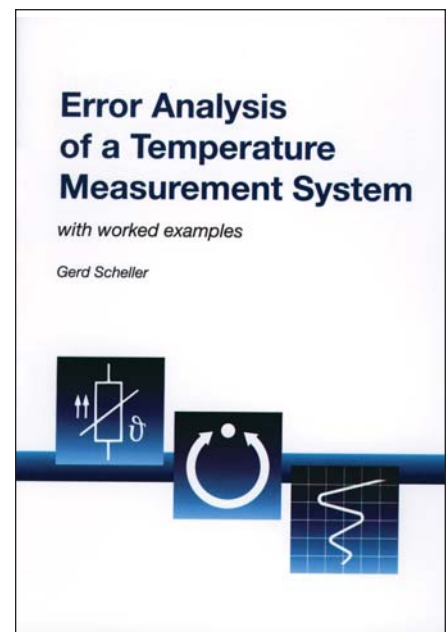


Fig. 19: Publication "Error Analysis of a Temperature Measurement System with worked examples"

JUMO GmbH & Co. KG
Delivery address: Mackenrodtstraße 14,
36039 Fulda, Germany
Postal address: 36035 Fulda, Germany
Phone: +49 661 6003-0
Fax: +49 661 6003-607
e-mail: mail@jumo.net
Internet: www.jumo.net

JUMO Instrument Co. Ltd.
JUMO House
Temple Bank, Riverway
Harlow, Essex CM 20 2TT, UK
Phone: +44 1279 635533
Fax: +44 1279 635262
e-mail: sales@jumo.co.uk
Internet: www.jumo.co.uk

JUMO PROCESS CONTROL INC.
885 Fox Chase, Suite 103
Coatesville PA 19320, USA
Phone: 610-380-8002
1-800-554-JUMO
Fax: 610-380-8009
e-mail: info@JumoUSA.com
Internet: www.JumoUSA.com



German Calibration Service (DKD) at JUMO

Certification laboratory for temperature

Raised quality expectations, improved measurement technology and, of course, quality assurance systems such as ISO 9000, make increasing demands on the documentation of processes and the monitoring of measuring equipment. To this must be added customers' demands for products with a high standard of quality. Particularly stringent demands arise from the ISO 9000 and EN 45000 standards, whereby measurements must be traceable to national or international reference standards. This provides the legal basis for obliging suppliers and manufacturers (of products that are subject to processes where temperature is relevant) to check all test and measurement equipment that can affect the product quality, before use or at prescribed intervals. Generally, this is done by calibration or adjustment using certified equipment. Because of the high demand for calibrated instruments and the large number of instruments to be calibrated, the state laboratories have insufficient capacity. The industry has therefore established and supports special calibration laboratories which are linked to the German Calibration Service (DKD) and, in matters of measurement technology, subordinate to the Physikalisch-Technische-Bundesanstalt (PTB).

The certification laboratory of the German Calibration Service at JUMO has carried out calibration certification for temperature since 1992. This establishment provides fast and economical certification as a service for everyone.

DKD calibration certificates can be issued for resistance thermometers, thermocouples, direct-reading measurement sets, data loggers, temperature block calibrators and temperature probes with built-in transmitters, within the range -80 to +1100 °C. The traceability of the reference standard is the central issue here. All DKD calibration certificates are therefore recognized as documents of traceability, without any further specifications. The DKD calibration laboratory at JUMO has the identification DKD-K-09501-04 and is accredited to DIN EN ISO/IEC 17 025.

You can get a free brochure (at present only available in German) by asking for Publication No. PR 90029 or as a download from www.jumo.net.

Practical assistant for everyday use

"Standard values for thermocouple and resistance thermometers"

at present only available in German

This is a practical assistant for use in laboratories, production, service and training, and includes the standard reference values for thermocouple types J, K, T, N, S, R and B as per EN 60584 and for Pt100 resistance thermometers according to EN 60751.

It enables you very quickly to assign a temperature value to every resistance value or thermal emf - or the other way around.

The pocket slide-rule, the interchangeable tables of data, color-coded according to the elements, and the corresponding operating instructions are all in wipe-down plastic. And everything is held in a clear plastic pocket, to prevent it becoming dirty.

The WINDOWS calculation program (on a diskette) generates the standard values according to freely selectable temperature limits and increments. These tables can also be exported for further processing in other applications.

In addition, the resistance value, thermal

emf and tolerance class (as defined by the standard) can all be determined for any value of temperature. Alternatively, the corresponding temperature can be calculated from the known value of the sensor signal.

Furthermore, the individual characteristic curve parameters for resistance thermometers can be programmed and saved. All the usual calculation options are provided for this purpose.

Pocket slide rule

To be ordered under Sales No. 90/0034111. (Article only available in German at present)

3 1/2" diskette version

To be ordered under Sales No. 90/00341183 or as a download from www.jumo.net (Article only available in German at present)

Schools, institutes and universities are asked to make joint orders, because of the high handling costs.



Fig. 20: Pocket slide rule and WINDOWS program
Practical assistant for everyday use
"Standard values for thermocouple and resistance thermometers"

Delivery address: Mackenrodtstraße 14,
36039 Fulda, Germany
Postal address: 36035 Fulda, Germany
Phone: +49 661 6003-0
Fax: +49 661 6003-607
e-mail: mail@jumo.net
Internet: www.jumo.net

JUMO House
Temple Bank, Riverway
Harlow, Essex CM 20 2TT, UK
Phone: +44 1279 635533
Fax: +44 1279 635262
e-mail: sales@jumo.co.uk
Internet: www.jumo.co.uk

885 Fox Chase, Suite 103
Coatesville PA 19320, USA
Phone: 610-380-8002
1-800-554-JUMO
Fax: 610-380-8009
e-mail: info@JumoUSA.com
Internet: www.JumoUSA.com



Application Notes for Platinum-Chip Temperature Sensors

1 Introduction

Thin-film platinum-chip temperature sensors from JUMO are basically formed from a ceramic substrate on which a thinly structured layer of platinum is applied. A glass layer seals off the platinum layer and thus protects the temperature sensor to a certain extent from chemical and mechanical influences.

During subsequent fabrication, the materials that are used, and the type and method of the processing, have a decisive effect on the functionality and long-term stability of the temperature sensors. In specific cases it may be necessary to carry out qualification tests for the selected design, to ensure that technical specifications for measurement accuracy are met over the temperature range of the application.

The following application notes have been put together by JUMO as a result of many years of experience in processing and handling platinum-chip temperature sensors, and are to be taken as recommendations.

2 Mechanical strength of the connecting wires

2.1 PCA series

The connecting wires of the temperature sensors can be subjected to the maximum tensions shown below, without the functionality being affected. The connecting wires must not be bent away from the sensor axis at an angle greater than 30°.

Sensor	Connection	Tension
L	Ag-wire	5N
S	Pt-Ni sheathed wire	10N
M	Pt-Ni sheathed wire	10N
H	Pd-wire	6N

If the connecting wires have to be bent, then care must be taken that the bend is not made directly at the point where the connecting wire enters the component sealing. If necessary, use a suitable tool to keep the mechanical stress away from this point. Continuous force on the connecting wires, or tight bends (kinking) must also be avoided, since this not only increases the resistance (leading to a systematically higher temperature indication) but also makes the wires fragile and liable to break under temperature stress.

2.2 PCKL series

These temperature sensors have terminal clamps which are soldered on and especially stiff. It is therefore particularly important that the connections are not subjected to a sideways loading during processing. The maximum permissible horizontal tension is 10 newtons per terminal clamp. Bending or kinking of the terminal clamps is not permissible.

3 Connection methods

Basically, the connecting wires of the temperature sensors can be fabricated with all the usual connection methods.

These are: soft soldering, brazing, crimping, resistance welding and laser welding.

In practice, the relevant parameters for a good connection vary according to the type of wire used (see data sheet). It is therefore advisable to make some test welds to obtain the best results.

During welding or soldering, care must be taken that there is no concentrated local heating of the sealing points of the connecting wires. If this occurs, the differences in thermal expansion of the materials can lead to strains or cracks and thus failure at some later time. Furthermore, the maximum operating temperature of the temperature sensors must not be exceeded during handling and processing. It is recommended that a heat shunt or similar tool is used to prevent excessive heat reaching the temperature sensor via the connecting wires.

Please also note that the nominal values given are valid for the standard lengths of connecting wires, whereby the point of measurement is always 2 mm from the open end of the connecting wires. Alteration to the length of the connecting wires will therefore change the resistance. This may have the result that the tolerance class limits are no longer met.

4 Mounting and installation

4.1 Handling

Soft plastic clamps or tweezers should be used for handling temperature sensors. Metal pliers or coarse gripping/clamping devices can cause damage to the temperature sensors.

4.2 Potting, coating and gluing

During production processing of platinum-chip temperature sensors, it is important to avoid any mechanical stresses between the temperature sensor and the potting compound or casting resin, which can arise from the difference between the coefficients of thermal expansion of the various materials that are used. It is therefore advantageous to use potting compounds that retain some elasticity after hardening. If not, it cannot be ruled out that signal shifts may occur, or even a total failure of the temperature sensor in extreme cases. Potting compounds and adhesives should therefore be qualified by testing before being used for series production. For instance, we recommend temperature cycling over the intended temperature range of the application. Care must also be taken that the potting or coating compounds provide electrical insulation and are chemically neutral with regard to the temperature sensor (ceramic substrate material [Al₂O₃] and various glass materials).

The upper operating limit for the temperature

sensor must also not be exceeded during the drying/hardening process. When the temperature sensor is placed in the protection tube and positioned, care must be taken that there is sufficient clearance between the sensor and the wall of the tube. If the sensor is skewed or fitted too tightly, it may be damaged.

4.3 Surface mounting

Platinum-chip temperature sensors can be affixed to flat surfaces by using various types of (SMD) adhesive, or double-sided adhesive tapes. The usual curing/hardening methods with UV radiation and/or heat do not create critical stresses for the sensors. The notes of 4.2 must be observed.

4.4 Unprotected application

The sealing (glass covering) and connecting wires of the sensors may be damaged if they are exposed to a corrosive atmosphere, especially in conjunction with moisture. Platinum-chip temperature sensors should therefore not be used in such an environment without protection.

If bare sensors cannot be avoided, for instance in HVAC applications, then we recommend using our M series, or sensors that have been sealed by an additional protective coating. In this case, it is absolutely vital that the user carries out an appropriate qualification test of the functionality and operating life.

5 Thermal characteristics

5.1 Response times

JUMO measures the response times of the platinum-chip temperature sensors in agitated water with a flow velocity of $v = 0.4$ meters/second, and the average values are: $t_{0.5} = 0.2$ sec and $t_{0.9} = 0.4$ sec.

Subsequent fabrication, such as installation in a protection tube, will increase the response times, depending on the nature and mass of the materials that are used. Care must therefore be taken to ensure good heat transfer between the temperature sensor and the protection tube. Heat-conductive pastes and alumina powder have proved suitable as heat-conducting materials.

5.2 Self-heating

In order to measure the electrical resistance, a current must flow through the temperature sensor. This current will heat up the temperature sensors by an amount that can be larger or smaller, depending on external factors.

The size of the resulting error caused by this self-heating depends on the applied power $P = I^2 \times R$, the amount of heat that is removed by the medium being measured, the heat capacity of the temperature sensor and its surface. These specific characteristics are combined in the self-heating coefficient E, so that the error caused by self-heating is given by $\Delta t = I^2 \times R \times E$.

Self-heating coefficients of platinum-chip temperature sensors are measured in air at $v = 2$ m/sec and agitated water at $v = 0.2$ m/

Delivery address: Mackenrodtstraße 14,
36039 Fulda, Germany
Postal address: 36035 Fulda, Germany
Phone: +49 661 6003-0
Fax: +49 661 6003-607
e-mail: mail@jumo.net
Internet: www.jumo.net

JUMO House
Temple Bank, Riverway
Harlow, Essex CM 20 2TT, UK
Phone: +44 1279 635533
Fax: +44 1279 635262
e-mail: sales@jumo.co.uk
Internet: www.jumo.co.uk

885 Fox Chase, Suite 103
Coatesville PA 19320, USA
Phone: 610-380-8002
1-800-554-JUMO
Fax: 610-380-8009
e-mail: info@JumoUSA.com
Internet: www.JumoUSA.com



sec. The average coefficients are: in air 0.2°C/mW, in water 0.02°C/mW.

Precise details on items 5.1 and 5.2 can be found in the appropriate data sheets.

5.3 Measuring current

To avoid self-heating effects and possible damage to the temperature sensors, we recommend the following maximum currents:

≤1.0mA for Pt100 temperature sensors,
≤0.7mA for Pt500 temperature sensors, and
≤0.1 mA for Pt1000 temperature sensors.

6 Cleaning

JUMO temperature sensors come ready-cleaned from the factory. Further cleaning is not normally required. However, if additional cleaning operations are necessary during processing, then the sensors can be cleaned in baths containing mild cleaning agents, such as ethanol. A quick cleaning by ultrasonics is also permissible.

7 Storage

In the (standard) belt packaging, JUMO temperature sensors can be stored for several months in a normal environment. But storage in a corrosive atmosphere or corrosive medium or under high-humidity conditions is not permissible.

8 Delivered quality

The electrical characteristics of JUMO temperature sensors are 100% tested in accordance with EN 60 751 during manufacture, with a measurement uncertainty of 0.030 °C (95% confidence interval) for the tolerance classes.

The testing procedure includes the mechanical strength of the connecting wires and the conformity to dimensional tolerances. After the tolerance selection and cleaning, all (standard) temperature sensors are individually belt-packaged and stored for dispatch. High quality, comprehensive information and fast delivery capability are just a few of the advantages of using JUMO temperature sensors.



Platinum-glass temperature sensors to EN 60 751

- for temperatures from -200 to +400 °C
- standardized nominal values and tolerances
- as single or twin temperature sensor
- suitable for measurements under highly humid ambient conditions
- can be used directly in many liquids
- highly resistant to shock and vibration

Introduction

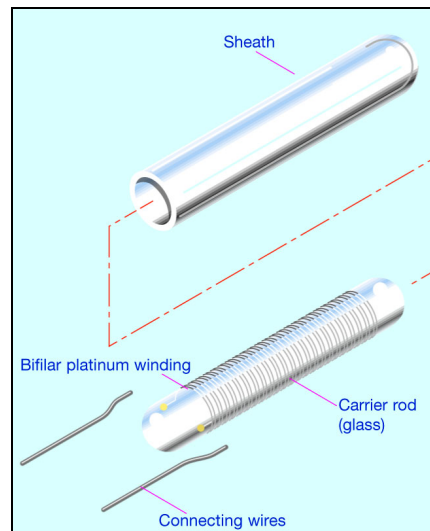
Platinum-glass temperature sensors belong to the category of wirewound constructions. One or two measurement windings are wound on a glass rod, each in the form of a bifilar winding. The winding is fused onto the glass and provided with connecting wires. The nominal resistance is calibrated by altering the winding length. Afterwards, a sleeve is pushed over the glass rod plus measurement winding and the components are then fused together. The glass material used is matched to the expansion coefficient of the platinum wire as far as possible. An additional artificial ageing process ensures that good long-term stability is achieved. The operating temperature covers the range from -200 to +400 °C.

JUMO platinum-glass temperature sensors are distinguished by a design that is extremely resistant to shock and vibration. Furthermore, the connecting wires exhibit a very high tensile strength. Another advantage of this style is that the temperature sensors can readily be used for measurements in highly humid environments or directly in the liquid, thanks to the hermetic sealing of the measurement winding and the excellent chemical resistance of the glass. In addition, the familiar protection tube - a necessary component with other styles - can now be dispensed with, allowing short response times.

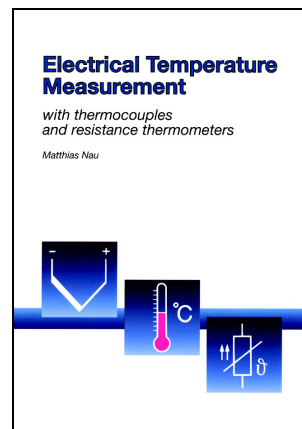
A wide variety of platinum-glass temperature sensors with single or double windings and standard nominal values to EN 60 751 are available from JUMO ex-stock.

Customized versions or laboratory resistance thermometers can be supplied on request (see Data Sheet 90.6024).

PG + PGL styles



Technical publication



This revised edition takes account of altered standards and recent developments. The new chapter "Measurement uncertainty" incorporates the basic concept of the internationally recognized ISO guideline "Guide to the expression of uncertainty in measurement" (abbreviated: GUM). In addition, the chapter on explosion protection for thermometers has been updated in view of the European Directive 94/9/EC, which has been in force since 1st July 2003.

February 2003, 164 pages
Publication FAS 146
Sales No. 90/00085081
ISBN 3-935742-07-X

JUMO platinum temperature sensors

Construction and application of platinum temperature sensors	Data Sheet 90.6000
Platinum-glass temperature sensors	Data Sheet 90.6021
Platinum-ceramic temperature sensors	Data Sheet 90.6022
Platinum-foil temperature sensors	Data Sheet 90.6023
Platinum-glass temperature sensors with glass extension	Data Sheet 90.6024
Platinum-chip temperature sensors with connecting wires	Data Sheet 90.6121
Platinum-chip temperature sensors on epoxy card	Data Sheet 90.6122
Platinum-chip temperature sensors with terminal clamps	Data Sheet 90.6123
Platinum-chip temperature sensors in cylindrical style	Data Sheet 90.6124
Platinum-chip temperature sensors in SMD style	Data Sheet 90.6125



Platinum-glass temperature sensors to EN 60 751

PG style

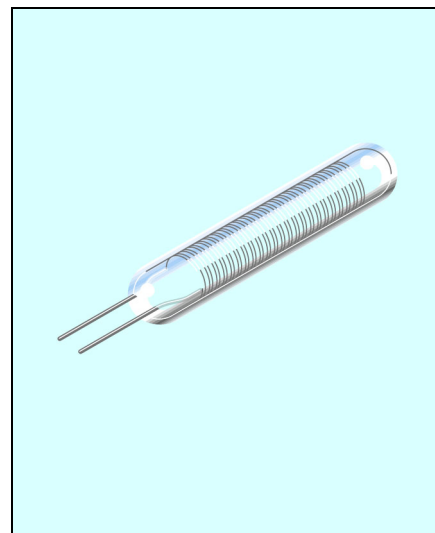
Brief description

PG style platinum-glass temperature sensors are distinguished by their rugged construction. The wire winding that has been fused into the glass ensures that JUMO glass temperature sensors are generally extremely resistant to shock and vibration. Furthermore, the connecting wires exhibit a very high tensile strength.

Platinum-glass temperature sensors also allow problem-free measurement in highly humid environments, or even directly in various liquids.

Special miniaturized versions with small dimensions and fast response times round off the product range to cover a variety of applications.

These temperature sensors are frequently used in analytical and laboratory technology as well as in HVAC engineering, and for industrial humidity measurement.



Temperature sensors in blister belt packaging

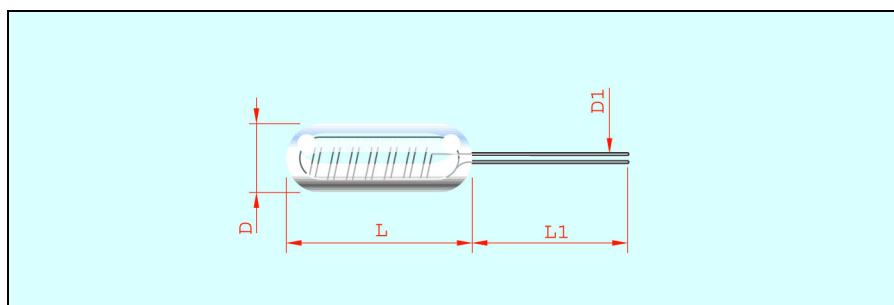
Temperature sensor				Connecting wire				Sales No. for tolerance class		
Type	R ₀ /Ω	D	L	Material	D1	L1	R _L in mΩ/mm	1/3 DIN B	A	B
PG 1.0910.1	1x100	0.9	10	Pt-Ni	0.15	10	5	on request	90/00063058	90/00063057
PG 1.1308.1	1x100	1.3	8	Pt-Ni	0.15	10	5	on request	90/00063056	90/00063055
PG 1.1720.1	1x100	1.7	20	Pt-NiFe	0.20	10	12	90/00044808	90/00066020	90/00034067
PG 1.1810.1	1x100	1.8	10	Pt-NiFe	0.20	10	12	90/00062525	90/00088708	90/00043804
PG 1.2010.1	1x100	2.0	10	Pt-NiFe	0.20	10	12	on request	90/00064633	90/00064632
PG 1.2812.1	1x100	2.8	12	Pt-NiFe	0.20	10	12	90/00044809	90/00088709	90/00034065
PG 1.2830.1	1x100	2.8	30	Pt-NiFe	0.30	10	5	90/00046833	90/00087580	90/00031071
PG 1.3812.1	1x100	3.8	12	Pt-NiFe	0.30	10	5	90/00051231	90/00088710	90/00036206
PG 1.3830.1	1x100	3.8	30	Pt-NiFe	0.30	10	5	90/00062525	90/00088736	90/00080803
PG 1.4512.1	1x100	4.5	12	Pt-NiFe	0.30	10	5	90/00040492	90/00088711	90/00031072
PG 1.4825.1	1x100	4.8	25	Pt-NiFe	0.30	10	5	on request	90/00087490	90/00031073
PG 1.4850.1*	1x100	4.8	50	Pt-NiFe	0.30	10	5	on request	90/00088712	90/00054629
PG 1.3830.5	1x500	3.8	30	Pt-NiFe	0.30	10	5	90/00052496	90/00088737	90/00080802
PG 1.2828.10	1x1000	2.8	28	Pt-NiFe	0.30	10	5	90/00063456	90/00088738	90/00063259
PG 2.2525.1	2x100	2.5	25	Pt-NiFe	0.20	15	12	90/00056641	90/00087494	90/00038263
PG 2.4520.1	2x100	4.5	20	Pt-NiFe	0.30	15	5	90/00051227	90/00088713	90/00034544
PG 2.4850.1*	2x100	4.8	50	Pt-NiFe	0.30	10	5	on request	90/00088714	90/00054628

Dim. tolerances: ΔD = ±0.3 / ΔL = ±1.0 / ΔD1 = ±0.02 / ΔL1 = +1.0/-2.0; with 2 x Pt100 ±5.0
Dimensions in mm.

* Not in blister belt packaging, but packed in a cardboard box.

For a definition of the tolerance classes, see Data Sheet 90.6000

Dimensional drawing



Delivery address: Mackenrodtstraße 14,
36039 Fulda, Germany
Postal address: 36035 Fulda, Germany
Phone: +49 661 6003-0
Fax: +49 661 6003-607
e-mail: mail@jumo.net
Internet: www.jumo.net

JUMO House
Temple Bank, Riverway
Harlow, Essex CM 20 2TT, UK
Phone: +44 1279 635533
Fax: +44 1279 635262
e-mail: sales@jumo.co.uk
Internet: www.jumo.co.uk

885 Fox Chase, Suite 103
Coatesville PA 19320, USA
Phone: 610-380-8002
1-800-554-JUMO
Fax: 610-380-8009
e-mail: info@JumoUSA.com
Internet: www.JumoUSA.com



Technical data

Standard	EN 60 751
Temperature coefficient	$\alpha = 3.850 \times 10^{-3} \text{ } ^\circ\text{C}^{-1}$ (between 0 and 100 °C)
Temperature range	-200 to +400 °C
Tolerance	Temperature validity range Class 1/3 DIN B: - 70 to +250 °C Temperature validity range Class A: -200 to +400 °C Temperature validity range Class B: -200 to +400 °C
Measuring current	Pt100 recommended: 1.0 mA Pt500 recommended: 0.7 mA Pt1000 recommended: 0.1 mA
Maximum current	Pt100 10 mA Pt500 5 mA Pt1000 3 mA
Operating conditions	Suitable also for unprotected application in high-humidity environments and in liquid media (e. g. caustic solutions). The medium to be measured must not form a chemical bond with the temperature sensor (qualification by the user).
Chemical resistance	Water resistance class (ISO 719) HGB 3 Acidity class (DIN 12 116) Class S1 Caustic solution class (ISO 695) Class A2
Connecting wires	The connecting wires are of sheathed platinum wire, with varying diameters according to the sensor geometry. Any unnecessary bending of the wires must be avoided, as this may result in material fatigue and a wire break.
Measurement point	2 mm from the end of the wire; the nominal value given refers to the standard connecting wire length L ₁ , with the measurement being acquired 2 mm from the end of the wire. Any alteration to the wire length will lead to changes in resistance.
Long-term stability	max. drift <0.05 °C after 1000 hrs at 200 °C max. drift <0.10 °C after 1000 hrs at 400 °C
Insulation resistance	100 MΩ at room temperature
Vibration strength	30 g within the frequency range 30 – 3000 Hz
Self-heating	$\Delta t = I^2 \times R \times E$ (see Data Sheet 90.6000 for definitions)
Packaging	Blister belt Exception: temperature sensors with an overall length >45 mm, including the connecting wires. These are packed in a cardboard box with foam padding.
Storage	In normal surroundings, JUMO temperature sensors, PG style, can be stored indefinitely in the (standard) belt packaging. It is not permissible to store the sensors in aggressive atmospheres or corrosive media.

Self-heating coefficients and response times

Type	Self-heating coefficient E in °C/mW		Response times in seconds			
	in water (v = 0.2 m/sec)	in air (v = 2 m/sec)	in water (v = 0.4 m/sec)		in air (v = 1 m/sec)	
			t _{0.5}	t _{0.9}	t _{0.5}	t _{0.9}
PG 1.0910.1	0.02	0.2	0.1	0.3	2	7
PG 1.1308.1	0.02	0.2	0.1	0.4	4	13
PG 1.1720.1	0.015	0.1	0.2	0.7	8	28
PG 1.1810.1	0.02	0.2	0.2	0.8	9	30
PG 1.2010.1	0.02	0.2	0.2	1.0	9	35
PG 1.2812.1	0.015	0.2	0.3	1.4	13	44
PG 1.2830.1	0.01	0.1	0.3	1.5	13	47
PG 1.3812.1	0.02	0.2	0.8	3.2	10	33
PG 1.3830.1	0.01	0.1	0.7	3.2	8	28
PG 1.4512.1	0.02	0.1	0.8	3.5	13	39
PG 1.4825.1	0.01	0.1	0.8	4.5	13	40
PG 1.4850.1	0.01	0.05	0.9	4.3	15	50
PG 1.3830.5	0.005	0.05	0.7	3.0	8	28
PG 1.2828.10	0.005	0.05	0.3	1.5	13	47
PG 2.2525.1	0.02	0.2	0.3	1.2	8	23
PG 2.4520.1	0.02	0.2	0.7	3.4	15	41
PG 2.4850.1	0.02	0.2	0.9	4.8	15	50

Delivery address: Mackenrodtstraße 14,
36039 Fulda, Germany
Postal address: 36035 Fulda, Germany
Phone: +49 661 6003-0
Fax: +49 661 6003-607
e-mail: mail@jumo.net
Internet: www.jumo.net

JUMO House
Temple Bank, Riverway
Harlow, Essex CM 20 2TT, UK
Phone: +44 1279 635533
Fax: +44 1279 635262
e-mail: sales@jumo.co.uk
Internet: www.jumo.co.uk

885 Fox Chase, Suite 103
Coatesville PA 19320, USA
Phone: 610-380-8002
1-800-554-JUMO
Fax: 610-380-8009
e-mail: info@JumoUSA.com
Internet: www.JumoUSA.com



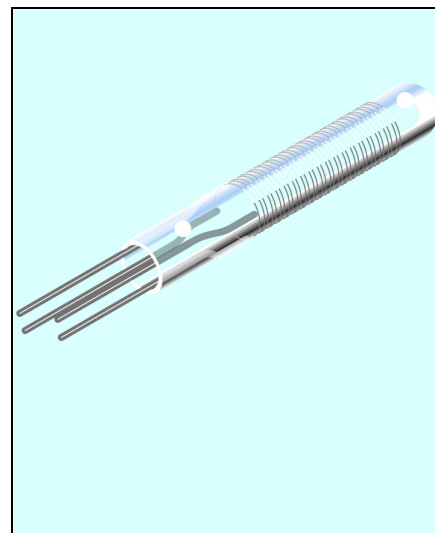
Platinum-glass temperature sensors to EN 60 751

PGL style

Brief description

PGL style platinum-glass temperature sensors are of a similar rugged construction to the standard PG form. These temperature sensors, too, are distinguished by their excellent resistance to shock and vibration, as a result of the wire winding being fused onto the glass. In addition, the connecting wires exhibit a very high tensile strength.

Compared with the standard PG style, PGL style temperature sensors have an additional glass neck, which, for example, allows for a better insulation of the connecting wires for further processing. Furthermore, the glass neck enables glass extensions to be fitted at a later stage and fabrication into laboratory resistance thermometers.



Temperature sensors in blister belt packaging

Temperature sensor					Connecting wire				Sales No. for tolerance class		
Type	R ₀ /Ω	D	L	L2	Material	D1	L1	R _L in mΩ/mm	1/3 DIN B	A	B
PGL 1.3530.1	1x100	3.5	30	10	Pt-NiFe	0.30	15	5	90/00033714	90/00088715	90/00038266
PGL 1.4825.1	1x100	4.8	25	10	Pt-NiFe	0.30	15	5	90/00046834	90/00088716	90/00031070
PGL 1.4845.1*	1x100	4.8	45	7	Pt-NiFe	0.30	15	5	90/00044811	90/00088717	90/00031068
PGL 2.3535.1	2x100	3.5	35	10	Pt-NiFe	0.20	15	12	90/00045836	90/00088719	90/00038270
PGL 2.4830.1	2x100	4.8	30	10	Pt-NiFe	0.30	15	5	90/00051229	90/00088720	90/00038271
PGL 2.4845.1*	2x100	4.8	45	7	Pt-NiFe	0.30	15	5	90/00044812	90/00088739	90/00027510

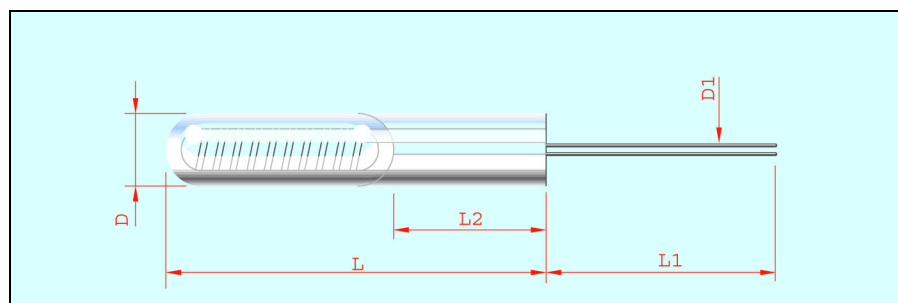
Dim. tolerances: ΔD = ±0.3 / ΔL = ±1.0 / ΔD1 = ±0.02 / ΔL1 = +1.0/-2.0;
with 2 x Pt100 ±5.0 / L2 = approx. dimensions

Dimensions in mm.

* Not in blister belt packaging, but packed in a cardboard box.

For a definition of the tolerance classes, see Data Sheet 90.6000

Dimensional drawing



Delivery address: Mackenrodtstraße 14,
36039 Fulda, Germany
Postal address: 36035 Fulda, Germany
Phone: +49 661 6003-0
Fax: +49 661 6003-607
e-mail: mail@jumo.net
Internet: www.jumo.net

JUMO House
Temple Bank, Riverway
Harlow, Essex CM 20 2TT, UK
Phone: +44 1279 635533
Fax: +44 1279 635262
e-mail: sales@jumo.co.uk
Internet: www.jumo.co.uk

885 Fox Chase, Suite 103
Coatesville PA 19320, USA
Phone: 610-380-8002
1-800-554-JUMO
Fax: 610-380-8009
e-mail: info@JumoUSA.com
Internet: www.JumoUSA.com



Technical data

Standard	EN 60 751		
Temperature coefficient	$\alpha = 3.850 \times 10^{-3} \text{ } ^\circ\text{C}^{-1}$ (between 0 and 100°C)		
Temperature range	-200 + 400°C		
Tolerance	Temperature validity range Class 1/3 DIN B:	- 70 to +250°C	
	Temperature validity range Class A:	-200 to +400°C	
	Temperature validity range Class B:	-200 to +400°C	
Measuring current	Pt100	recommended: 1.0mA	
	Pt500	recommended: 0.7mA	
	Pt1000	recommended: 0.1 mA	
Maximum current	Pt100	10mA	
	Pt500	5mA	
	Pt1000	3mA	
Operating conditions	Also suitable for unprotected application in high-humidity environments and in liquid media (e.g. caustic solutions). The medium to be measured must not form a chemical bond with the temperature sensor (qualification by the user).		
Chemical resistance	Water resistance class (ISO 719) HGB 3 Acidity class (DIN 12 116) Class S1 Caustic solution class (ISO 695) Class A2		
Connecting wires	The connecting wires are made from sheathed platinum wire, with varying diameters according to the sensor geometry. Any unnecessary bending of the wires must be avoided, as this will result in material fatigue and a wire break.		
Measurement point	2mm from the end of the wire; the specified nominal value refers to the standard connecting wire length L1, with the measurement being acquired 2mm from the end of the wire. Any alteration of the wire length will lead to changes in the resistance.		
Long-term stability	1000hrs at 200°C <0.05°C 1000hrs at 400°C <0.10°C		
Insulation resistance	100MΩ at room temperature		
Vibration strength	30g within the frequency range 30 — 3000Hz		
Self-heating	$\Delta t = I^2 \times R \times E$ (see Data Sheet 90.6000 for definitions)		
Packaging	Blister belt Exception: temperature sensors with an overall length >45mm, including the connecting wires. These are packed in a cardboard box with foam padding.		
Storage	In normal surroundings, JUMO temperature sensors, PGL style, can be stored indefinitely in the original (standard) belt packaging. It is not permissible to store the sensors in aggressive atmospheres or corrosive media.		

Self-heating coefficients and response times

Type	Self-heating coefficient E in °C/mW		Response times in seconds			
	in water (v = 0.2m/sec)	in air (v = 2m/sec)	in water (v = 0.4m/sec)		in air (v = 1m/sec)	
			t _{0.5}	t _{0.9}	t _{0.5}	t _{0.9}
PGL 1.3530.1	0.02	0.1	0.7	2.6	9	31
PGL 1.4825.1	0.015	0.1	0.8	4.0	12	40
PGL 1.4845.1	0.005	0.05	0.8	4.3	14	48
PGL 2.3535.1	0.02	0.2	0.6	2.6	7	27
PGL 2.4830.1	0.015	0.1	0.8	3.6	14	42
PGL 2.4845.1	0.01	0.1	0.8	3.8	15	49



Platinum-ceramic temperature sensors PK style

- for temperatures from -200 to +800 °C
- standardized nominal values and tolerances
- as single or twin temperature sensor
- wide temperature measuring range
- high resistance to temperature shock
- excellent stability, even with varying temperatures

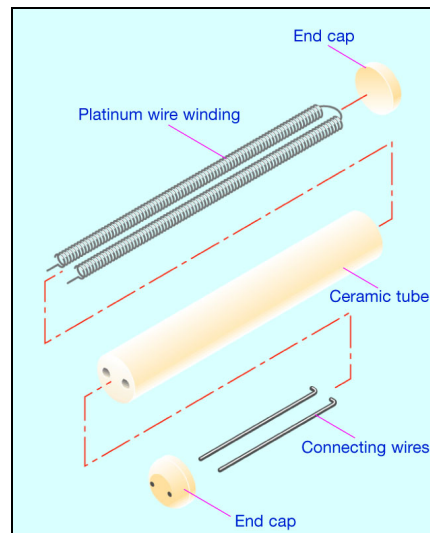
Introduction

Platinum-ceramic temperature sensors use a ceramic tube as the housing base, in which there are either two or four bores. Depending on the version to be produced, platinum coils that have already been calibrated and fitted with connecting wires are inserted into these bores. The remaining space in the bores is then filled with highly pure alumina powder, to fix the coils and to improve heat transfer. Finally, both ends of the ceramic tube are closed with a sealing compound that is fused on. This seals off the embedded measurement winding and also relieves the strain on the connecting wires.

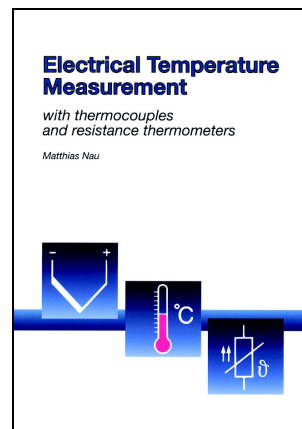
Platinum-ceramic temperature sensors are highly appreciated, mainly because of their wide application temperature range. Depending on the version, the maximum range covers temperatures from -200 to +800°C. In addition, the special internal construction of these temperature sensors ensures excellent temperature stability and shock resistance. A further advantage is the close adherence of the characteristic to the EN 60 751 standard, from which this style deviates only very slightly.

Platinum-ceramic temperature sensors are suitable for almost any application. The comprehensive selection of sizes available from stock and the high accuracy of the dimensional tolerances enable simple and universal processing.

Main application areas include industrial probes for elevated temperatures, and analytical and laboratory technology.



Technical publication



This revised edition takes account of altered standards and recent developments. The new chapter "Measurement uncertainty" incorporates the basic concept of the internationally recognized ISO guideline "Guide to the expression of uncertainty in measurement" (abbreviated: GUM). In addition, the chapter on explosion protection for thermometers has been updated in view of the European Directive 94/9/EC, which has been in force since 1st July 2003.

February 2003, 164 pages
Publication FAS 146
Sales No. 90/00085081
ISBN 3-935742-07-X

JUMO platinum temperature sensors

Construction and application of platinum temperature sensors	Data Sheet 90.6000
Platinum-glass temperature sensors	Data Sheet 90.6021
Platinum-ceramic temperature sensors	Data Sheet 90.6022
Platinum-foil temperature sensors	Data Sheet 90.6023
Platinum-glass temperature sensors with glass extension	Data Sheet 90.6024
Platinum-chip temperature sensors with connecting wires	Data Sheet 90.6121
Platinum-chip temperature sensors on epoxy card	Data Sheet 90.6122
Platinum-chip temperature sensors with terminal clamps	Data Sheet 90.6123
Platinum-chip temperature sensors in cylindrical style	Data Sheet 90.6124
Platinum-chip temperature sensors in SMD style	Data Sheet 90.6125

Delivery address: Mackenrodtstraße 14,
36039 Fulda, Germany
Postal address: 36035 Fulda, Germany
Phone: +49 661 6003-0
Fax: +49 661 6003-607
e-mail: mail@jumo.net
Internet: www.jumo.net

JUMO House
Temple Bank, Riverway
Harlow, Essex CM 20 2TT, UK
Phone: +44 1279 635533
Fax: +44 1279 635262
e-mail: sales@jumo.co.uk
Internet: www.jumo.co.uk

885 Fox Chase, Suite 103
Coatesville PA 19320, USA
Phone: 610-380-8002
1-800-554-JUMO
Fax: 610-380-8009
e-mail: info@JumoUSA.com
Internet: www.JumoUSA.com




Platinum-ceramic temperature sensors PK/H style to EN 60 751

Brief description

PK style platinum-ceramic temperature sensors cover by far the widest temperature range of all platinum temperature sensors. They are the preferred choice for measuring elevated temperatures or for analytical and laboratory applications. Type H temperature sensors are designed for operating temperatures from -200 to +600°C.

The special internal construction of these wirewound temperature sensors largely prevents permanent changes in the resistance value, which may occur in other styles due to significant temperature variations or shock-like temperature changes.

A large selection of different versions is available from JUMO ex-stock. Size, temperature measurement range and tolerance class as well as the number of measurement windings can be chosen as required. Only the nominal value is restricted to 100 ohms, because of the special internal construction of platinum-ceramic temperature sensors in general.



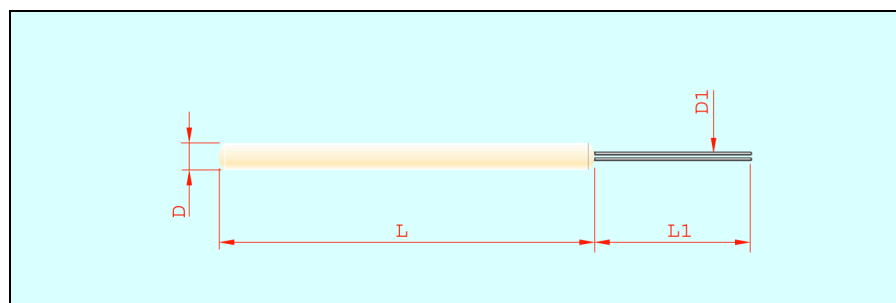
Temperature sensors in blister pack

Temperature sensor				Connecting wire				Sales No. for tolerance class		
Type	R ₀ /Ω	D	L	Material	D1	L1	R _L in mΩ/mm	1/3 DIN B	A	B
PK 1.1015.1H	1x100	1.0	15	Pd-Au	0.20	10	6	90/00430014	90/00430007	90/00430015
PK 1.1508.1H	1x100	1.5	8	Pd-Au	0.20	10	6	90/00430161	90/00430189	90/00430177
PK 1.1515.1H	1x100	1.5	15	Pd-Au	0.20	10	6	90/00430060	90/00430030	90/00430061
PK 1.1525.1H	1x100	1.5	25	Pd-Au	0.20	10	6	90/00430147	90/00430148	90/00430146
PK 1.2630.1H	1x100	2.6	30	Pd-Au	0.27	10	3	90/00044196	90/00428246	90/00037986
PK 1.3630.1H	1x100	3.6	30	Pd-Au	0.27	10	3	90/00044861	90/00428252	90/00037987
PK 1.4530.1H	1x100	4.5	30	Pd-Au	0.27	10	3	90/00044199	90/00428256	90/00037988
PK 2.1725.1H	2x100	1.7	25	Pd-Au	0.20	10/11	6	90/00430198	90/00430199	90/00430196
PK 2.2630.1H	2x100	2.6	30	Pd-Au	0.27	10/11	3	90/00061608	90/00429088	90/00061390
PK 2.3630.1H	2x100	3.6	30	Pd-Au	0.27	10/11	3	90/00061610	90/00428313	90/00038292
PK 2.4530.1H	2x100	4.5	30	Pd-Au	0.27	10/11	3	90/00061609	90/00428311	90/00038293

Dim. tolerances: ΔD = ±0.15 / ΔL = +2/-1 / ΔD1 = ±0.02 / ΔL1 = ±2
Dimensions in mm.

For a definition of the tolerance classes, see Data Sheet 90.6000

Dimensional drawing





Technical data

Standard	EN 60 751		
Temperature coefficient	$\alpha = 3.850 \times 10^{-3} \text{ } ^\circ\text{C}^{-1}$ (between 0 and 100 °C)		
Temperature range	-200 to +600 °C		
Tolerance	Temperature validity range Class 1/3 DIN B:	- 70 to +250 °C	
	Temperature validity range Class A:	-200 to +600 °C	
	Temperature validity range Class B:	-200 to +600 °C	
Measuring current	recommended: 1.0mA		
Maximum current	20mA		
Operating conditions	Platinum-ceramic temperature sensors may not be used unprotected in humid ambient conditions (condensation) or corrosive atmospheres. Because of their special internal construction, the temperature sensors only have a limited resistance to shock and vibration. However, they exhibit excellent temperature stability and are free from hysteresis. The user may have to carry out some checks before operation.		
Connecting wires	The connecting wires are made of a palladium-gold alloy, 0.27mm thick. On the versions H 2 x Pt100, the connecting wires of the first measurement winding are longer (L1 +1mm), to mark the individual winding more clearly. Any unnecessary bending of the connecting wires must be avoided, as this may result in material fatigue and a wire break.		
Measurement point	The nominal value specified refers to the standard connecting wire length L1. The measurement is acquired 2mm from the open end of the wire. If the wire length is altered, changes in resistance will occur, which may result in the tolerance class not being met.		
Long-term stability	max. R ₀ drift 0.03%/year (see Data Sheet 90.6000 for definitions)		
Insulation resistance	>10MΩ at room temperature		
Vibration strength	see EN 60 751, Section 4.4.2		
Shock resistance	see EN 60 751, Section 4.4.1		
Self-heating	$\Delta t = I^2 \times R \times E$ (see Data Sheet 90.6000 for definitions)		
Packaging	Blister pack		
Storage	In the standard packaging, JUMO temperature sensors, PK/H style, can be stored for at least 12 months under normal ambient conditions. It is not permissible to store the sensors in aggressive atmospheres, corrosive media, or in high humidity.		

Self-heating coefficients and response times

Type	Self-heating coefficient E in °C/mW		Response times in seconds			
	in water (v = 0.2m/sec)	in air (v = 2m/sec)	in water (v = 0.4m/sec)		in air (v = 1 m/sec)	
			t _{0.5}	t _{0.9}	t _{0.5}	t _{0.9}
PK 1.1015.1H	0.02	0.2	0.2	0.3	3	9
PK 1.1508.1H	0.02	0.2	0.2	0.5	7	22
PK 1.1515.1H	0.02	0.2	0.2	0.4	5	16
PK 1.1525.1H	0.05	0.2	0.2	0.4	6	16
PK 1.2630.1H	0.01	0.05	0.3	0.6	11	34
PK 1.3630.1H	0.01	0.05	0.4	1.0	20	60
PK 1.4530.1H	0.01	0.05	0.4	1.4	26	90
PK 2.1725.1H	0.05	0.2	0.2	0.4	6	19
PK 2.2630.1H	0.02	0.1	0.3	0.6	11	36
PK 2.3630.1H	0.02	0.1	0.4	1.3	21	58
PK 2.4530.1H	0.02	0.1	0.4	1.4	27	84

Delivery address: Mackenrodtstraße 14,
36039 Fulda, Germany
Postal address: 36035 Fulda, Germany
Phone: +49 661 6003-0
Fax: +49 661 6003-607
e-mail: mail@jumo.net
Internet: www.jumo.net

JUMO House
Temple Bank, Riverway
Harlow, Essex CM 20 2TT, UK
Phone: +44 1279 635533
Fax: +44 1279 635262
e-mail: sales@jumo.co.uk
Internet: www.jumo.co.uk

885 Fox Chase, Suite 103
Coatesville PA 19320, USA
Phone: 610-380-8002
1-800-554-JUMO
Fax: 610-380-8009
e-mail: info@JumoUSA.com
Internet: www.JumoUSA.com




Platinum-ceramic temperature sensors PK/U style to EN 60 751

Brief description

PK style platinum-ceramic temperature sensors cover by far the widest temperature range of all temperature sensors. They are the first choice for measuring elevated temperatures or for analytical and laboratory applications. Type U temperature sensors are designed for operating temperatures from -200 to +800°C.

The special internal construction of these wirewound temperature sensors largely prevents permanent changes in the resistance value, which may occur in other styles as a result of significant temperature variations or shock-like temperature changes.

A large selection of different versions is available from JUMO ex-stock. Size, temperature measurement range and tolerance class as well as the number of measurement windings can be chosen as required. Only the nominal value is restricted to 100 ohms, because of the special internal construction of platinum-ceramic temperature sensors in general.



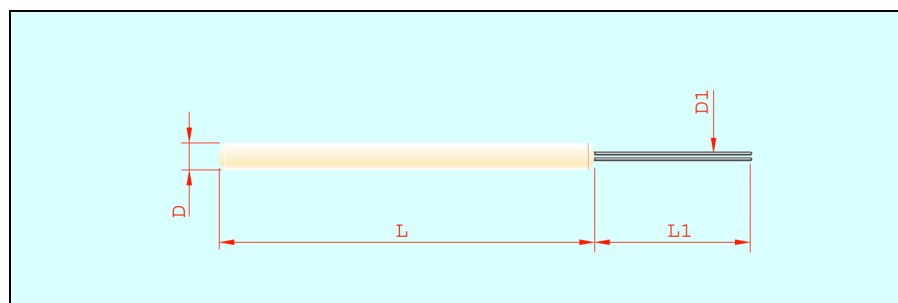
Temperature sensors in blister pack

Temperature sensor				Connecting wire				Sales No. for tolerance class		
Type	R ₀ /Ω	D	L	Material	D1	L1	R _L in mΩ/mm	1/3 DIN B	A	B
PK 1.0915.1U	1x100	0.9	15	Pt	0.15	7	6	90/00082337	90/00429114	90/00038272
PK 1.1515.1U	1x100	1.5	15	Pt	0.25	7	2	90/00429411	90/00429115	90/00038276
PK 1.1525.1U	1x100	1.5	25	Pt	0.25	7	2	90/00317057	90/00380936	90/00038274
PK 1.2006.1U	1x100	2.0	6	Pt	0.25	7	2	90/00082338	90/00430173	90/00038275
PK 1.2630.1U	1x100	2.6	30	Pt	0.27	10	3	90/00429113	90/00429112	90/00038278
PK 1.3830.1U	1x100	3.8	30	Pt	0.40	7	1	90/00429124	90/00429154	90/00429157
PK 1.4530.1U	1x100	4.5	30	Pt	0.40	7	1	90/00429162	90/00429236	90/00429237
PK 2.1615.1U	2x100	1.6	15	Pt	0.20	10	5	90/00429317	90/00429315	90/00429311
PK 2.1525.1U	2x100	1.5	25	Pt	0.25	7	2	90/00429318	90/00083180	90/00038290
PK 2.2630.1U	2x100	2.6	30	Pt	0.27	10	3	90/00429321	90/00429320	90/00038291
PK 2.3830.1U	2x100	3.8	30	Pt	0.40	7	2	90/00429324	90/00429323	90/00429322
PK 2.4530.1U	2x100	4.5	30	Pt	0.27	10	3	90/00429327	90/00429326	90/00429325

Dim. tolerances: ΔD = ±0.15 / ΔL = +2/-1 / ΔD1 = ±0.02 / ΔL1 = ±2
Dimensions in mm.

For definition of tolerance classes, see Data Sheet 90.6000

Dimensional drawing



Delivery address: Mackenrodtstraße 14,
36039 Fulda, Germany
Postal address: 36035 Fulda, Germany
Phone: +49 661 6003-0
Fax: +49 661 6003-607
e-mail: mail@jumo.net
Internet: www.jumo.net

JUMO House
Temple Bank, Riverway
Harlow, Essex CM 20 2TT, UK
Phone: +44 1279 635533
Fax: +44 1279 635262
e-mail: sales@jumo.co.uk
Internet: www.jumo.co.uk

885 Fox Chase, Suite 103
Coatesville PA 19320, USA
Phone: 610-380-8002
1-800-554-JUMO
Fax: 610-380-8009
e-mail: info@JumoUSA.com
Internet: www.JumoUSA.com



Technical data

Standard	EN 60 751		
Temperature coefficient	$\alpha = 3.850 \times 10^{-3} \text{ } ^\circ\text{C}^{-1}$ (between 0 and 100°C)		
Temperature range	-200 to +800°C		
Tolerance	Temperature validity range Class 1/3 DIN B:	- 70 to +250°C	
	Temperature validity range Class A:	-200 to +600°C	
	Temperature validity range Class B:	-200 to +800°C	
Measuring current	recommended: 1.0mA		
Maximum current	20mA		
Operating conditions	Platinum-ceramic temperature sensors may not be used unprotected in humid environments (condensation) or corrosive atmospheres. Because of their special internal construction, the temperature sensors only have a limited resistance to shock and vibration. However, they exhibit excellent temperature stability and are free from hysteresis. The user may have to carry out some checks before operation.		
Connecting wires	The connecting wires are made from pure platinum and may have different wire lengths and thicknesses. Any unnecessary bending of the connecting wires must be avoided as this may result in material fatigue and a wire break.		
Measurement point	The nominal value specified refers to the standard connecting wire length L1. The measurement is acquired 2mm from the open end of the wire. If the wire length is altered, changes in resistance will occur which may result in the tolerance class not being met.		
Long-term stability	max. R ₀ drift 0.03%/year (see Data Sheet 90.6000 for definitions)		
Insulation resistance	>100MΩ at room temperature		
Vibration strength	see EN 60 751, Section 4.4.2		
Shock resistance	see EN 60 751, Section 4.4.1		
Self-heating	$\Delta t = I^2 \times R \times E$ (see Data Sheet 90.6000 for definitions)		
Packaging	Blister pack		
Storage	In the standard packaging, JUMO temperature sensors, PK/U style, can be stored for at least 12 months under normal ambient conditions. It is not permissible to store the sensors in aggressive atmospheres, corrosive media, or in high humidity.		

Self-heating coefficients and response times

Type	Self-heating coefficient E in °C/mW		Response times in seconds			
			in water (v = 0.4m/sec)		in air (v = 1m/sec)	
	in water (v = 0.2m/sec)	in air (v = 2m/sec)	t _{0.5}	t _{0.9}	t _{0.5}	t _{0.9}
PK 1.1515.1U	0.02	0.2	0.1	0.2	7	22
PK 1.1525.1U	0.02	0.2	0.2	0.4	3	9
PK 1.2006.1U	0.05	0.2	0.2	0.4	5	16
PK 1.2006.1U	0.02	0.2	0.2	0.5	5	14
PK 1.2630.1U	0.01	0.05	0.3	0.6	11	34
PK 1.3830.1U	0.01	0.05	0.4	1.0	20	60
PK 1.4530.1U	0.01	0.05	0.4	1.4	26	90
PK 2.1615.1U	0.05	0.2	0.2	0.4	6	17
PK 2.1525.1U	0.02	0.05	0.2	0.4	6	19
PK 2.2630.1U	0.05	0.1	0.3	0.6	11	36
PK 2.3830.1U	0.05	0.1	0.4	1.3	21	58
PK 2.4530.1U	0.05	0.1	0.4	1.4	27	84



Platinum-foil temperature sensors to EN 60 751

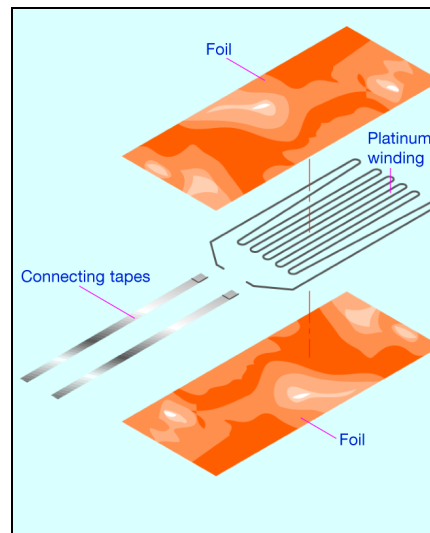
- for temperatures from -80 to +180°C
- standardized nominal value and tolerance
- small thickness, just 0.3mm
- for surface measurements
- withstands voltages up to 3kV

Introduction

Like glass or ceramic temperature sensors, platinum-foil temperature sensors also belong to the category of wirewound styles. A winding of solid platinum wire is embedded between two self-adhesive polyimide foils. The platinum winding is calibrated through the adjustment of the winding length, before the foils are joined. The electrical characteristics conform to EN 60 751. Two nickel tapes are taken out to form the connection. The foil temperature sensor is designed for application at temperatures from -80 to +180°C.

JUMO platinum-foil temperature sensors are especially suitable for measurements on flat or slightly curved surfaces. Furthermore, their flexibility and small thickness enable measurements at sites that are difficult to access. Thanks to their low intrinsic mass and relatively large surface area, these foil temperature sensors achieve fast response.

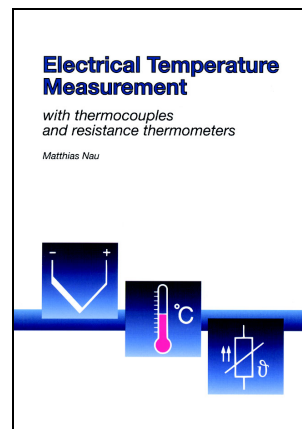
PF style



JUMO platinum temperature sensors

Construction and application of platinum temperature sensors	Data Sheet 90.6000
Platinum-glass temperature sensors	Data Sheet 90.6021
Platinum-ceramic temperature sensors	Data Sheet 90.6022
Platinum-foil temperature sensors	Data Sheet 90.6023
Platinum-glass temperature sensors with glass extension	Data Sheet 90.6024
Platinum-chip temperature sensors with connecting wires	Data Sheet 90.6121
Platinum-chip temperature sensors on epoxy card	Data Sheet 90.6122
Platinum-chip temperature sensors with terminal clamps	Data Sheet 90.6123
Platinum-chip temperature sensors in cylindrical style	Data Sheet 90.6124
Platinum-chip temperature sensors in SMD style	Data Sheet 90.6125

Technical publication



This revised edition takes account of altered standards and recent developments. The new chapter "Measurement uncertainty" incorporates the basic concept of the internationally recognized ISO guideline "Guide to the expression of uncertainty in measurement" (abbreviated: GUM). In addition, the chapter on explosion protection for thermometers has been updated in view of the European Directive 94/9/EC, which has been in force since 1st July 2003.

February 2003, 164 pages
Publication FAS 146
Sales No. 90/00085081
ISBN 3-935742-07-X



Platinum-foil temperature sensors to EN 60 751

PF style


Brief description

Platinum-foil temperature sensors are mainly used for surface temperature measurement. The flexibility of the polyimide foil and the small thickness of just 0.3mm also enable installation at sites that are difficult to access. In addition, owing to this flexibility, the temperature sensors can be adapted to curved surfaces such as pipes, radiators or various tools.

Thanks to the low intrinsic mass of the temperature sensor and the relatively large surface area, fast response can be achieved. Two bare nickel tapes are taken out to form the electrical connection.

The application temperature ranges from -80 to +180°C.

Special variants with teflon-insulated stranded connection wires, which can be attached at a later time by means of solder links, are available on request.



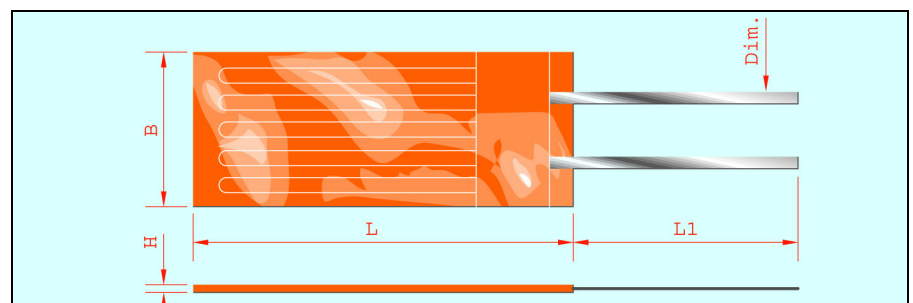
Temperature sensors in plastic box or cardboard box packaging

Temperature sensor					Connecting wire				Sales No. for tolerance class		
Type	R ₀ /Ω	W	L	H	Material	Dim.	L1	R _L in mΩ/mm	1/3 DIN B	A	B
PF 1.2150.1	1x100	21	50	0.3	Ni	1.4 x 0.07	30	10	-	-	90/00055524

Dim. tolerances: ΔL = +2/-1 / ΔB = ±0.5 / ΔH = ±0.05 / ΔL1 = ±5
Dimensions in mm.

For a definition of the tolerance classes, see Data Sheet 90.6000

Dimensional drawing



Delivery address: Mackenrodtstraße 14,
36039 Fulda, Germany
Postal address: 36035 Fulda, Germany
Phone: +49 661 6003-0
Fax: +49 661 6003-607
e-mail: mail@jumo.net
Internet: www.jumo.net

JUMO House
Temple Bank, Riverway
Harlow, Essex CM 20 2TT, UK
Phone: +44 1279 635533
Fax: +44 1279 635262
e-mail: sales@jumo.co.uk
Internet: www.jumo.co.uk

885 Fox Chase, Suite 103
Coatesville PA 19320, USA
Phone: 610-380-8002
1-800-554-JUMO
Fax: 610-380-8009
e-mail: info@JumoUSA.com
Internet: www.JumoUSA.com



Technical data

Standard	EN 60 751		
Temperature coefficient	$\alpha = 3.850 \times 10^{-3} \text{ } ^\circ\text{C}^{-1}$ (between 0 and 100°C)		
Temperature range	-80 to +180°C		
Tolerance	Temperature validity range Class B:	-80 to +180°C	
Measuring current	recommended: 1.0mA		
Maximum current	7mA (note self-heating)		
Operating conditions	Suitable for measurements on flat or slightly curved surfaces. For stability reasons, the minimum bending radius must not be less than 15mm. In addition, the foil sensor may only be bent transverse to the longitudinal direction. Any commercially available glue that bonds with polyimide and is suitable for the corresponding operating temperature may be used. The foil temperature sensor must not be used for direct measurements in liquids.		
Foil specifications	0.07mm thick polyimide foil with one-sided adhesive film on silicone basis, color: amber Electric strength 3000V; Flame retardance w / UL 510 standard UL approval listed under OANZ2, file E20392		
Connecting wires	The connecting wires are made of 30mm long nickel tapes. The connections must not be subjected to tension, either longitudinally or at an angle. Any unnecessary bending must be avoided as this may result in material fatigue and a connection tape break.		
Measurement point	2mm from the end of the wire; the specified nominal value refers to the standard connecting wire length L1. The measurement is acquired 2mm from the wire end. Any alteration of the wire length will result in resistance changes.		
Long-term stability	typical R_0 drift $\leq 0.1\%$ /year (see Data Sheet 90.6000 for definitions)		
Insulation resistance	10M Ω at room temperature		
Self-heating	$\Delta t = I^2 \times R \times E$ (see Data Sheet 90.6000 for definitions)		
Packaging	in units of <10 items: in plastic box with foam padding in units of >10 items: in cardboard box with foam padding		
Storage	In the standard packaging, JUMO foil temperature sensors, PF style, can be stored for at least 12 months under normal ambient conditions. It is not permissible to store the sensors in aggressive atmospheres, corrosive media, or in high humidity.		

Self-heating coefficients and response times

Type	Self-heating coefficient E in °C/mW		Response times in seconds			
	in water (v = 0.2m/sec)	in air (v = 2m/sec)	in water (v = 0.4 m/sec)		in air (v = 1 m/sec)	
			t _{0.5}	t _{0.9}	t _{0.5}	t _{0.9}
PF 1.2150.1	0.005	0.05	0.1	0.3	3	5



Platinum-glass temperature sensors with glass extension to EN 60 751

- for temperatures from -200 to +400 °C
- standardized nominal values and tolerances
- as single or twin temperature sensor
- suitable for measurements under highly humid ambient conditions
- can be used directly in many liquids
- glass extensions to customer specification

Introduction

Temperature sensors with glass extension are fabricated from platinum glass temperature sensors specified to EN 60 751.

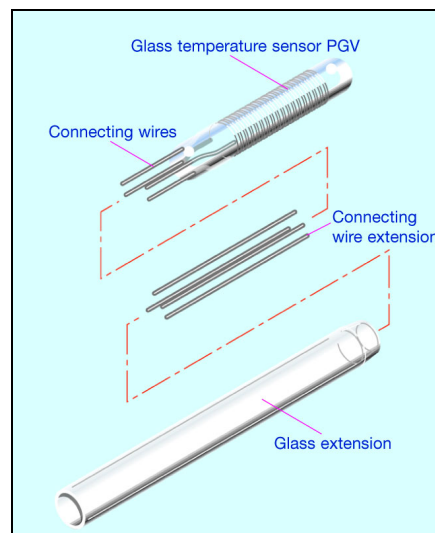
They are based on the platinum-glass temperature sensors, PG or PGL style, to data sheet 90.6021. These are then extended by fusing on glass tubes in a wide variety of sizes.

Depending on the specific measurement task, such glass extensions can also be supplied with a standard ground joint, diameter graduations, or even as angled variants. The electrical connection can be implemented in two-, three- or four-wire technique, according to choice. Furthermore, internal insulation through additional glass tubes, ceramic tubes or tubing can also be provided.

As an option, it is also possible to fabricate JUMO platinum-glass temperature sensors with glass extension into laboratory resistance thermometers. According to choice, the electrical connection is made through a variety of connector systems (e. g. Lemos), but variants with attached connecting cable can also be implemented.

As a specialist for manufacturing a wide product spectrum, JUMO is in the position to provide solutions to many customer-specific applications. Our experts at JUMO, who can draw on decades of experience to assure a high quality standard, will be happy to advise you on your particular application. We shall be pleased to make you an offer on request.

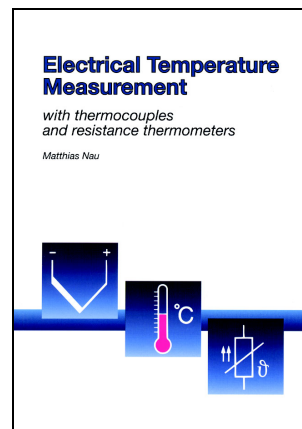
PGV style



JUMO platinum temperature sensors

Construction and application of platinum temperature sensors	Data Sheet 90.6000
Platinum-glass temperature sensors	Data Sheet 90.6021
Platinum-ceramic temperature sensors	Data Sheet 90.6022
Platinum-foil temperature sensors	Data Sheet 90.6023
Platinum-glass temperature sensors with glass extension	Data Sheet 90.6024
Platinum-chip temperature sensors with connecting wires	Data Sheet 90.6121
Platinum-chip temperature sensors on epoxy card	Data Sheet 90.6122
Platinum-chip temperature sensors with terminal clamps	Data Sheet 90.6123
Platinum-chip temperature sensors in cylindrical style	Data Sheet 90.6124
Platinum-chip temperature sensors in SMD style	Data Sheet 90.6125

Technical publication



This revised edition takes account of altered standards and recent developments. The new chapter "Measurement uncertainty" incorporates the basic concept of the internationally recognized ISO guideline "Guide to the expression of uncertainty in measurement" (abbreviated: GUM). In addition, the chapter on explosion protection for thermometers has been updated in view of the European Directive 94/9/EC, which has been in force since 1st July 2003.

February 2003, 164 pages
Publication FAS 146
Sales No. 90/00085081
ISBN 3-935742-07-X




Platinum-glass temperature sensors with glass extension to EN 60 751

PGV style

Brief description

Electrical glass thermometers for laboratory or laboratory equipment applications frequently have to meet high demands. For such tasks, JUMO offers a range of products to meet most requirements. Using the table below, many different versions can be conceived to cover the most common applications. There is a choice of different sizes of platinum-glass temperature sensors as well as of possible glass extensions. Different reference values, single or dual elements and the possibility of choosing between different tolerance classes complete the product spectrum. All platinum-glass temperature sensors and glass extensions are made of a special AR glass and exhibit excellent chemical resistance. In addition, the glass provides a high degree of insulation and moisture protection. Furthermore, JUMO temperature sensors with glass extension can be used directly in corrosive or polluted media (e. g. caustic solutions). These temperature sensors also lend themselves ideally to use in areas where the highest level of cleanliness and sterility is required. The operating temperature ranges from -200 to +400 °C. The main application areas include analytical and laboratory technology, HVAC engineering and industrial humidity measurement.



Temperature sensors in cardboard box packaging

Temperature sensor				Glass extension*		Wire extension			Connection**
Type	R ₀ /Ω	D	L	Material	D2 Graduation	Material	D1	R _L in mΩ/mm	Connection circuit
PG 1.1720.1	1x 100	1.7	20	AR glass	1.9 / 2 / 2.5	Ag	0.3	0.26	2-, 3- or 4-wire
PG 1.1810.1	1x 100	1.8	10	AR glass	1.9 / 2 / 2.5	Ag	0.3	0.26	2-, 3- or 4-wire
PG 1.2010.1	1x 100	2.0	10	AR glass	2 / 2.5	Ag	0.3	0.26	2-, 3- or 4-wire
PG 1.2812.1	1x 100	2.8	12	AR glass	3.1 / 3.5 / 3.8 / 4.1 / 4.25	Ag	0.3	0.26	2-, 3- or 4-wire
PG 1.2830.1	1x 100	2.8	30	AR glass	3.1 / 3.5 / 3.8 / 4.1 / 4.25	Ag	0.5	0.10	2-, 3- or 4-wire
PG 1.3812.1	1x 100	3.8	12	AR glass	3.5 / 3.8 / 4.1 / 4.25 / 4.4 / 4.6 / 5 / 6	Ag	0.5	0.10	2-, 3- or 4-wire
PG 1.3830.1	1x 100	3.8	30	AR glass	3.5 / 3.8 / 4.1 / 4.25 / 4.4 / 4.6 / 5 / 6	Ag	0.5	0.10	2-, 3- or 4-wire
PG 1.4512.1	1x 100	4.5	12	AR glass	3.5 / 3.8 / 4.1 / 4.25 / 4.4 / 4.6 / 5 / 6 / 7 / 8 / 9 / 10 > 20.0	Ag	0.5	0.10	2-, 3- or 4-wire
PG 1.4825.1	1x 100	4.8	25	AR glass	5 / 6 / 7 / 8	Ag	0.5	0.10	2-, 3- or 4-wire
PG 1.3830.5	1x 500	3.8	30	AR glass	3.5 / 3.8 / 4.1 / 4.25 / 4.4 / 4.6 / 5 / 6	Ag	0.5	0.10	2-, 3- or 4-wire
PG 1.2828.10	1x 1000	2.8	28	AR glass	3.1 / 3.5 / 3.8 / 4.1 / 4.25	Ag	0.5	0.10	2-, 3- or 4-wire
PGL 1.3530.1	1x 100	3.8	20	AR glass	3.5 / 3.8 / 4.1 / 4.25 / 4.4 / 4.6 / 5 / 6 / 7 / 8	Ag	0.5	0.10	2-, 3- or 4-wire
PGL 1.4825.1	1x 100	4.5	20	AR glass	4.4 / 4.6 / 5 / 6 / 7 / 8 / 9 / 10 > 20.0	Ag	0.5	0.10	2-, 3- or 4-wire
PGL 1.4845.1	1x 100	4.5	35	AR glass	4.4 / 4.6 / 5 / 6 / 7 / 8 / 9 / 10 > 20.0	Ag	0.5	0.10	2-, 3- or 4-wire
PGL 1.4855.5	1x 500	4.5	45	AR glass	4.4 / 4.6 / 5 / 6 / 7 / 8 / 9 / 10 > 20.0	Ag	0.5	0.10	2-, 3- or 4-wire
PG 2.2525.1	2x 100	2.5	25	AR glass	2.5 / 3.1 / 3.5	Ag	0.3	0.26	2-, 3- or 4-wire
PGL 2.3535.1	2x 100	3.5	35	AR glass	3.5 / 3.8 / 4.1 / 4.25 / 4.4 / 4.6 / 5 / 6 / 7 / 8	Ag	0.3	0.26	2-, 3- or 4-wire
PGL 2.4830.1	2x 100	4.5	20	AR glass	4.4 / 4.6 / 5 / 6 / 7 / 8 / 9 / 10 > 20.0	Ag	0.5	0.10	2-, 3- or 4-wire
PGL 2.4845.1	2x 100	4.5	35	AR glass	4.4 / 4.6 / 5 / 6 / 7 / 8 / 9 / 10 > 20.0	Ag	0.5	0.10	2-, 3- or 4-wire

Dim. tolerances: ΔD ≤ 4.5±0.1 / ΔD > 4.5±0.2 / ΔL = approx. dimensions / ΔD1 = ±0.02 / ΔD2 = ±0.2 / ΔGL = ±1.0 / Δinternal insulation = approx. dimensions

For a definition of the tolerance classes, see Data Sheet 90.6000

Dimensions in mm.

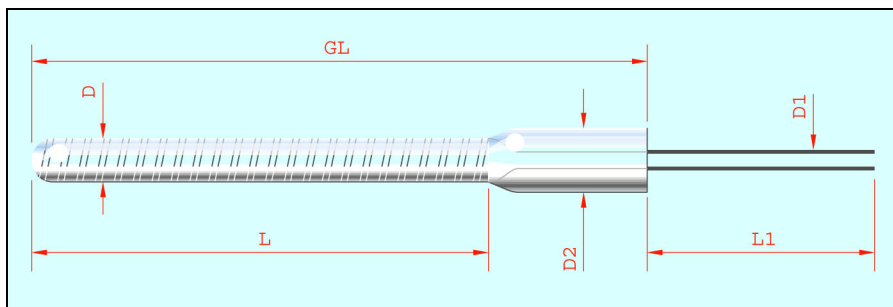
* The overall length GL of an extended temperature sensor can be freely defined within certain limits.

** Restrictions on the circuit type are possible, depending on the constructional size and type of insulation (option).

The length L1 of the protruding connection wires (and of the optional internal insulation) can also be freely defined.



Dimensional drawing



Technical data

Standard	EN 60 751	
Temperature coefficient	$\alpha = 3.850 \times 10^{-3} \text{ } ^\circ\text{C}^{-1}$ (between 0 and 100 °C)	
Temperature range	-200 to +400 °C (with a pure glass version) Temperature restrictions due to insulation and add-on parts are possible.	
Tolerance	Temperature validity range Class 1/3 DIN B:	- 70 to +250 °C
	Temperature validity range Class A:	-200 to +400 °C
	Temperature validity range Class B:	-200 to +400 °C
DKD (German Calibration Service) calibration	We recommend a DKD calibration for high accuracy requirements (see Data Sheet 90.2721 for further information).	
Measuring current	Pt100	recommended: 1.0 mA
	Pt500	recommended: 0.7 mA
	Pt1000	recommended: 0.1 mA
Maximum current	Pt100	10 mA
	Pt500	5 mA
	Pt1000	3 mA
Operating conditions	Platinum-glass temperature sensors with glass extension are suitable for the unprotected application under highly humid ambient conditions and for direct measurements in liquid media (e. g. caustic solutions.) However, the medium to be measured must not form a chemical bond with the glass (qualification by the user).	
Chemical resistance	Water resistance class (ISO 719) HGB 3 Acidity class (DIN 12 116) Class S1 Caustic solution class (ISO 695) Class A2	
Connecting wires	The connecting wires of a platinum-glass temperature sensor that is used for the particular glass extension consist of Pt-NiFe wire. As a rule, these are then extended by fusing on silver wires using a special procedure. The wire extension can be implemented in 2-, 3- or 4-wire circuit.	
Measurement point	The nominal value specified refers to the standard connecting wire length L1 of the platinum-glass temperature sensor (not extended). The measurement is acquired 2mm from the open end of the wire. The wire extensions by means of a silver wire (Ag) in 2-wire circuit may result in minor changes in resistance (R_L , see table). We recommend the use of a 3- or 4-wire circuit connection, whenever this is technically feasible.	
Long-term stability	max. R_0 drift 0.03%/year (see Data Sheet 90.6000 for definitions)	
Internal insulation	The connecting wires on extended platinum-glass temperature sensors can optionally be insulated. Insulation options are: fiber glass tubing, teflon tubing, glass tubes and ceramic sleeves. Please note that this may reduce the temperature range.	
Fits	As an option, glass extensions with a standard ground joint to DIN 10 242 can also be supplied on request.	

JUMO GmbH & Co. KG

Delivery address: Mackenrodtstraße 14,
36039 Fulda, Germany
Postal address: 36035 Fulda, Germany
Phone: +49 661 6003-0
Fax: +49 661 6003-607
e-mail: mail@jumo.net
Internet: www.jumo.net

JUMO Instrument Co. Ltd.

JUMO House
Temple Bank, Riverway
Harlow, Essex CM 20 2TT, UK
Phone: +44 1279 635533
Fax: +44 1279 635262
e-mail: sales@jumo.co.uk
Internet: www.jumo.co.uk

JUMO PROCESS CONTROL INC.

885 Fox Chase, Suite 103
Coatesville PA 19320, USA
Phone: 610-380-8002
1-800-554-JUMO
Fax: 610-380-8009
e-mail: info@JumoUSA.com
Internet: www.JumoUSA.com



Connection types Platinum-glass temperature sensors with glass extension can also be reworked as laboratory resistance thermometers. For this purpose, various connections consisting of a PVC, silicone or PTFE connecting cable as well as a variety of connectors, for example Lemos, can be implemented.

Insulation resistance >100MΩ at room temperature

Vibration strength moderate, correct and cautious handling is absolutely essential

Self-heating For values, please refer to our Data Sheet 90.6021 "Platinum-glass temperature sensors". However, please take into account that these values are only guide values. Values may shift as a result of the particular extension and changes in mass.

Packaging Cardboard box with foam padding

Storage In the standard packaging, JUMO temperature sensors, PGV style, can be stored indefinitely under normal ambient conditions. It is not permissible to store the temperature sensors in aggressive atmospheres or corrosive media.

JUMO GmbH & Co. KG
 Delivery address: Mackenrodtstraße 14,
 36039 Fulda, Germany
 Postal address: 36035 Fulda, Germany
 Phone: +49 661 6003-0
 Fax: +49 661 6003-607
 e-mail: mail@jumo.net
 Internet: www.jumo.net

JUMO Instrument Co. Ltd.
 JUMO House
 Temple Bank, Riverway
 Harlow, Essex CM 20 2TT, UK
 Phone: +44 1279 635533
 Fax: +44 1279 635262
 e-mail: sales@jumo.co.uk
 Internet: www.jumo.co.uk

JUMO Process Control, Inc.
 8 Technology Boulevard
 Canastota, NY 13031, USA
 Phone: 315-697-JUMO
 1-800-554-JUMO
 Fax: 315-697-5867
 e-mail: info@jumo.us
 Internet: www.jumo.us



Platinum-chip temperature sensors with connecting wires to EN 60 751

- for temperatures from -70 to +600 °C
- standardized nominal values and tolerances
- resistance values from 20 to 5000Ω
- linear characteristic
- fast response
- highly resistant to shock and vibration
- low price level

Introduction

Platinum-chip temperature sensors belong to the category of temperature sensors that incorporate thin-film techniques. They are produced at JUMO under clean-room conditions using state-of-the-art technology. A platinum layer, which constitutes the active layer, is sputtered onto a ceramic substrate and subsequently formed into a serpentine structure by a photolithographic procedure. Afterwards, a laser trimming process is used for fine calibration. After calibration, a special glass covering layer is fused onto the platinum serpentine, as a protection against external effects and for insulation. The electrical connection is made through contact areas to which the connecting wires are bonded. Depending on the version, the connecting wires may consist of different materials and may, within certain limits, also have varying lengths and diameters. A further glass layer that is applied to the contact area fixes the connecting wires and additionally provides strain relief.

A large variety of PCA style platinum-chip temperature sensors can be supplied ex-stock as Pt100, Pt500 or Pt1000 temperature sensors. Special nominal values can be produced on request. High-resistance platinum-chip temperature sensors in small sizes are also available. And, thanks to their low mass, very fast response times are achieved. Furthermore, they are outstandingly resistant to shock and vibration when installed and fixed. The operating temperature depends on the particular version, but generally covers -70 to +600°C. However, these platinum-chip temperature sensors can also be used with temperatures far below -70°C, provided that shifts in the nominal value and hysteresis effects, which may occur within certain limits, can be tolerated.

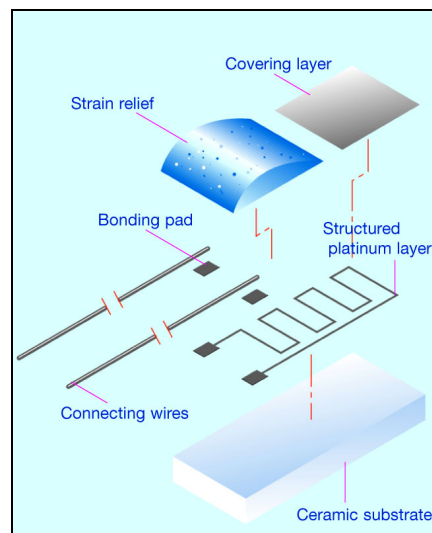
Most temperature applications in the market make use of platinum-chip temperature sensors as the active component for acquiring temperature. Typical application areas can be found in HVAC, medical and laboratory technology, white goods, automobiles and utility vehicles as well as in machinery construction and industrial engineering.

JUMO platinum temperature sensors

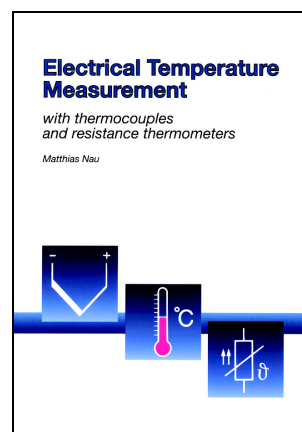
Construction and application of platinum temperature sensors	Data Sheet 90.6000
Platinum-glass temperature sensors	Data Sheet 90.6021
Platinum-ceramic temperature sensors	Data Sheet 90.6022
Platinum-foil temperature sensors	Data Sheet 90.6023
Platinum-glass temperature sensors with glass extension	Data Sheet 90.6024
Platinum-chip temperature sensors with connecting wires	Data Sheet 90.6121
Platinum-chip temperature sensors on epoxy card	Data Sheet 90.6122
Platinum-chip temperature sensors with terminal clamps	Data Sheet 90.6123
Platinum-chip temperature sensors in cylindrical style	Data Sheet 90.6124
Platinum-chip temperature sensors in SMD style	Data Sheet 90.6125

10.06/00311575

PCA style



Technical publication



This revised edition takes account of altered standards and recent developments. The new chapter "Measurement uncertainty" incorporates the basic concept of the internationally recognized ISO guideline "Guide to the expression of uncertainty in measurement" (abbreviated: GUM). In addition, the chapter on explosion protection for thermometers has been updated in view of the European Directive 94/9/EC, which has been in force since 1st July 2003.

February 2003, 164 pages
 Publication FAS 146
 Sales No. 90/00085081
 ISBN 3-935742-07-X

JUMO GmbH & Co. KG
 Delivery address: Mackenrodtstraße 14,
 36039 Fulda, Germany
 Postal address: 36035 Fulda, Germany
 Phone: +49 661 6003-0
 Fax: +49 661 6003-607
 e-mail: mail@jumo.net
 Internet: www.jumo.net

JUMO Instrument Co. Ltd.
 JUMO House
 Temple Bank, Riverway
 Harlow, Essex CM 20 2TT, UK
 Phone: +44 1279 635533
 Fax: +44 1279 635262
 e-mail: sales@jumo.co.uk
 Internet: www.jumo.co.uk

JUMO Process Control, Inc.
 8 Technology Boulevard
 Canastota, NY 13031, USA
 Phone: 315-697-JUMO
 1-800-554-JUMO
 Fax: 315-697-5867
 e-mail: info@jumo.us
 Internet: www.jumo.us



Platinum-chip temperature sensors with connecting wires to EN 60 751

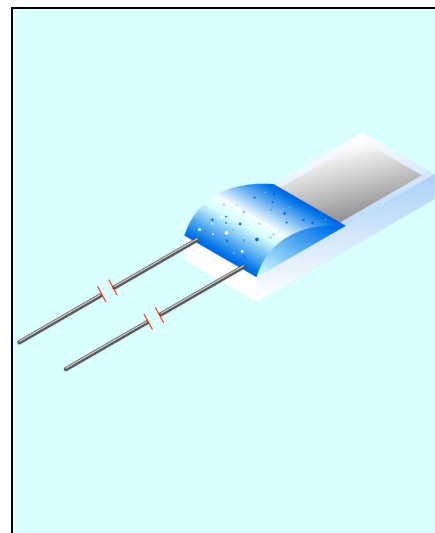
PCA/L style

Brief description

Platinum-chip temperature sensors are based on a temperature-dependent resistance whose development and permissible tolerances are defined in the international standard EN 60 751. They combine the favorable properties of a platinum temperature sensor with the advantages of large-scale production. Their distinctive features are standardization and universal interchangeability, as well as high measurement accuracy, excellent long-term stability and good reproducibility of the electrical properties. Furthermore, prices have fallen considerably in recent years, since these sensors are designed to meet large-quantity requirements. With regard to the price, platinum-chip temperature sensors are therefore a genuine alternative to thermistors, which are based on semiconductors.

Platinum-chip temperature sensors, L version, are mainly used in the fabrication of various probes with connecting cables. They are particularly suitable for electrical connection through soft-soldered joints. The connecting wires are made from pure silver and are ideal for this purpose.

The application temperature ranges from -70 to +250°C. However, the maximum temperature is +350°C, which opens up additional application possibilities.



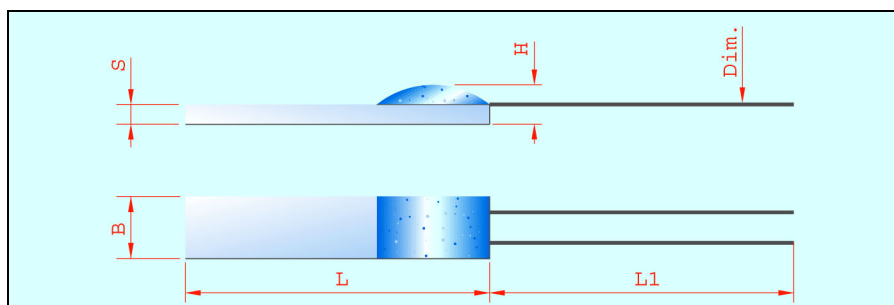
Temperature sensors in blister belt packaging or packed in bags

Temperature sensor						Connecting wire				Sales No. for tolerance class		
Type	R ₀ /Ω	B	L	H	S	Material	Dim.	L1	R _L in mΩ/mm	1/3 DIN B	A	B
PCA 1.2005.1L	1x100	2.0	5	1.3	0.64	Ag	0.2 x 0.3	10	0.3	90/00063358T 90/00415828B	90/00417995T 90/00415827B	90/00063260T 90/00415826B
PCA 1.2005.5L	1x500	2.0	5	1.3	0.64	Ag	0.2 x 0.3	10	0.3	90/00063359T 90/00415831B	90/00417996T 90/00415830B	90/00063261T 90/00415829B
PCA 1.2010.1L	1x100	2.0	10	1.3	0.64	Ag	0.2 x 0.3	10	0.3	90/00047408T 90/00415819B	90/00062559T 90/00415818B	90/00044789T 90/00415817B
PCA 1.2010.1L	1x100	2.0	10	1.3	0.64	Ag	0.2 x 0.3	30	0.3	on request	on request	90/00323380T
PCA 1.2010.5L	1x500	2.0	10	1.3	0.64	Ag	0.2 x 0.3	10	0.3	-	-	-
PCA 1.2010.10L	1x1000	2.0	10	1.3	0.64	Ag	0.2 x 0.3	10	0.3	90/00049133T 90/00415822B	on request 90/00415821B	90/00048147T 90/00415820B
PCA 1.2010.50L	1x5000	2.0	10	1.3	0.64	Ag	0.2 x 0.3	10	0.3	90/00062567T 90/00415825B	90/00062566T 90/00415824B	90/00062565T 90/00415823B
										on request on request	on request on request	90/00430080T 90/00430081B

Dim. tolerances: ΔB = ±0.2 / ΔL = ±0.5 / ΔH = ±0.2 / ΔS = ±0.1 / ΔDim. = approx. dim. / ΔL1 = ±0.5
 Dimensions mm.

For a definition of the tolerance classes, see Data Sheet 90.6000
 T = bag, B = blister belt

Dimensional drawing



JUMO GmbH & Co. KG
 Delivery address: Mackenrodtstraße 14,
 36039 Fulda, Germany
 Postal address: 36035 Fulda, Germany
 Phone: +49 661 6003-0
 Fax: +49 661 6003-607
 e-mail: mail@jumo.net
 Internet: www.jumo.net

JUMO Instrument Co. Ltd.
 JUMO House
 Temple Bank, Riverway
 Harlow, Essex CM 20 2TT, UK
 Phone: +44 1279 635533
 Fax: +44 1279 635262
 e-mail: sales@jumo.co.uk
 Internet: www.jumo.co.uk

JUMO Process Control, Inc.
 8 Technology Boulevard
 Canastota, NY 13031, USA
 Phone: 315-697-JUMO
 1-800-554-JUMO
 Fax: 315-697-5867
 e-mail: info@jumo.us
 Internet: www.jumo.us



Technical data

Standard	EN 60 751		
Temperature coefficient	$\alpha = 3.850 \times 10^{-3} \text{ } ^\circ\text{C}^{-1}$ (between 0 and 100 °C)		
Temperature range	-70 to +250 °C (+350 °C)		
Tolerance	Temperature validity range Class 1/3 DIN B:	-50 to +200 °C	
	Temperature validity range Class A:	-70 to +300 °C	
	Temperature validity range Class B:	-70 to +350 °C	
Measuring current/maximum current	Pt100	recommended: 1.0 mA	maximum: 7 mA
	Pt500	recommended: 0.7 mA	maximum: 3 mA
	Pt1000	recommended: 0.1 mA	maximum: 1 mA
	Pt5000	recommended: 0.1 mA	maximum: 1 mA
Operating conditions	Platinum-chip temperature sensors may not be used unprotected in humid ambient conditions or corrosive atmospheres. They must also not be immersed directly in liquids. The user may have to carry out some checks before operation. Please also refer to the Installation Instructions B 90.6121.4 "Notes on the application of platinum-chip temperature sensors."		
Connecting wires	These temperature sensors feature connecting wires that are made from pure silver. The connecting wires are especially suitable for soft-soldered joints. During further processing, it is essential to ensure that the connections are not subjected to lateral pressures. The horizontal tension on the individual connecting wire must not exceed the maximum value of 5N. Any unnecessary bending of the connecting wires must be avoided, as this may result in material fatigue and a wire break. Please also refer to section 3 "Connection methods" in our installation instructions. Longer connecting wires up to 300mm length (in one piece) can optionally be fitted. Alternatively, extensions of any length or insulated stranded wires can, on request, be fitted at a later stage.		
Measurement point	The nominal value specified refers to the standard connecting wire length L1. The measurement is acquired 2mm from the open end of the wire. If the wire length is altered, changes in resistance will occur which may result in the tolerance class not being met.		
Long-term stability	max. R ₀ drift 0.05%/year (see Data Sheet 90.6000 for definitions)		
Low-temperature application	Taking into account nominal value drifts and hysteresis effects that may occur within certain limits, temperature measurements down to -200 °C are also possible. Further details can be obtained on request.		
Insulation resistance	>10MΩ at room temperature		
Vibration strength	see EN 60 751, Section 4.4.2		
Self-heating	$\Delta t = I^2 \times R \times E$ (see Data Sheet 90.6000 for definitions)		
Packaging	Blister belt/bag		
Storage	In the standard belt packaging, JUMO temperature sensors, PCA/L style, can be stored for at least 12 months under normal ambient conditions. It is not permissible to store the sensors in aggressive atmospheres, corrosive media, or in high humidity. Since the connecting wires for this version are made from pure silver, storability is enhanced by air-tight packaging and dark surroundings. If this is not the case, the silver will tend to get tarnished with time, which may lead to difficulties when making the solder joint.		

Self-heating coefficients and response times

Type	Self-heating coefficient E in °C/mW		Response times in seconds			
	in water (v = 0.2m/sec)	in air (v = 2m/sec)	in water (v = 0.4m/sec)		in air (v = 1m/sec)	
			t _{0.5}	t _{0.9}	t _{0.5}	t _{0.9}
PCA 1.2005.1L	0.02	0.2	0.1	0.3	4	16
PCA 1.2005.5L	0.02	0.2	0.1	0.3	4	16
PCA 1.2010.1L	0.02	0.2	0.3	0.3	7	22
PCA 1.2010.5L	0.01	0.2	0.3	0.5	7	22
PCA 1.2010.10L	0.01	0.2	0.3	0.5	7	22
PCA 1.2010.50L	0.01	0.2	0.3	0.5	7	22

JUMO GmbH & Co. KG
 Delivery address: Mackenrodtstraße 14,
 36039 Fulda, Germany
 Postal address: 36035 Fulda, Germany
 Phone: +49 661 6003-0
 Fax: +49 661 6003-607
 e-mail: mail@jumo.net
 Internet: www.jumo.net

JUMO Instrument Co. Ltd.
 JUMO House
 Temple Bank, Riverway
 Harlow, Essex CM 20 2TT, UK
 Phone: +44 1279 635533
 Fax: +44 1279 635262
 e-mail: sales@jumo.co.uk
 Internet: www.jumo.co.uk

JUMO Process Control, Inc.
 8 Technology Boulevard
 Canastota, NY 13031, USA
 Phone: 315-697-JUMO
 1-800-554-JUMO
 Fax: 315-697-5867
 e-mail: info@jumo.us
 Internet: www.jumo.us



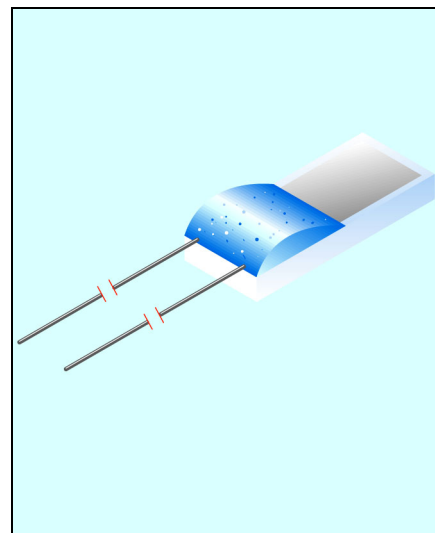
Platinum-chip temperature sensors with connecting wires to EN 60 751

PCA/S style

Brief description

Platinum-chip temperature sensors are based on a temperature-dependent resistance whose development and permissible tolerances are defined in the international standard EN 60 751. They combine the favorable properties of a platinum temperature sensor with the advantages of large-scale production. Their distinctive features are standardization and universal interchangeability, as well as high measurement accuracy, excellent long-term stability and good reproducibility of the electrical properties. Furthermore, prices have fallen considerably in recent years, since these sensors are designed to meet large-quantity requirements. With regard to the price, platinum-chip temperature sensors are therefore a genuine alternative to thermistors, which are based on semiconductors.

Platinum-chip temperature sensors, S version, are mainly used for applications at temperatures above 180°C. They are particularly suitable for electrical connection through weld/crimp or hard-soldered joints. The connecting wires consist of a solid sheathed platinum wire and exhibit high strength. The application temperature ranges from -70 to +400°C.



Temperature sensors in blister belt packaging or packed in bags

Temperature sensor						Connecting wire				Sales No. for tolerance class		
Type	R ₀ /Ω	B	L	H	S	Material	D1	L1	R _L in mΩ/mm	1/3 DIN B	A	B
PCA 1.2003.1S	1x100	2.0	2.5	1.3	0.64	Pt-Ni	0.20	10	2.8	90/00358368T 90/00415816B	90/00358365T 90/00415815B	90/00358363T 90/00415811B
PCA 1.2003.1S	1x100	2.0	2.5	1.3	0.64	Pt-Ni	0.20	13	2.8	90/00373811T on request	on request on request	90/00400734T on request
PCA 1.2005.1S	1x100	2.0	5	1.3	0.64	Pt-Ni	0.20	10	2.8	90/00309664T 90/00415804B	90/00089225T 90/00415803B	90/00089206T 90/00415801B
PCA 1.2005.1S	1x100	2.0	5	1.3	0.64	Pt-Ni	0.20	20	2.8	90/00364145T -	on request -	90/00357968T -
PCA 1.2005.5S	1x500	2.0	5	1.3	0.64	Pt-Ni	0.20	10	2.8	90/00309666T 90/00415807B	90/00089226T 90/00415806B	90/00089207T 90/00415805B
PCA 1.2005.5S	1x500	2.0	5	1.3	0.64	Pt-Ni	0.20	20	2.8	90/00364146T -	on request -	90/00357969T -
PCA 1.2005.10S	1x1000	2.0	5	1.3	0.64	Pt-Ni	0.20	10	2.8	90/00358360T 90/00415810B	90/00358359T 90/00415809B	90/00358358T 90/00415808B
PCA 1.2005.10S	1x1000	2.0	5	1.3	0.64	Pt-Ni	0.20	20	2.8	on request -	on request -	90/00358285T -
PCA 1.2010.1S	1x100	2.0	10	1.3	0.64	Pt-Ni	0.20	10	2.8	90/00309674T 90/00415794B	90/00089222T 90/00415793B	90/00089203T 90/00415792B
PCA 1.2010.1S	1x100	2.0	10	1.3	0.64	Pt-Ni	0.20	20	2.8	on request -	on request -	90/00067265T -
PCA 1.2010.5S	1x500	2.0	10	1.3	0.64	Pt-Ni	0.20	10	2.8	90/00309676T 90/00415797B	90/00089223T 90/00415796B	90/00089204T 90/00415795B
PCA 1.2010.10S	1x1000	2.0	10	1.3	0.64	Pt-Ni	0.20	10	2.8	90/00309681T 90/00415800B	90/00089224T 90/00415799B	90/00089205T 90/00415798B
PCA 1.2010.10S	1x1000	2.0	10	1.3	0.64	Pt-Ni	0.25	50	1.8	on request -	on request -	90/00315095T -
PCA 1.2010.20S	1x2000	2.0	10	1.3	0.64	Pt-Ni	0.20	10	2.8	on request on request	on request on request	90/00417435T 90/00417434B
PCA 1.2010.50S	1x5000	2.0	10	1.3	0.64	Pt-Ni	0.20	10	2.8	on request on request	on request on request	90/00430079T 90/00430075B

Dim. tolerances: ΔB = ±0.2 / ΔL = ±0.5 / ΔH = ±0.2 / ΔS = ±0.1 / ΔD1 = ±0.01 / ΔL1 = ±0.5
 Dimensions in mm.

For a definition of the tolerance classes, see Data Sheet 90.6000
 T = bag, B = blister belt

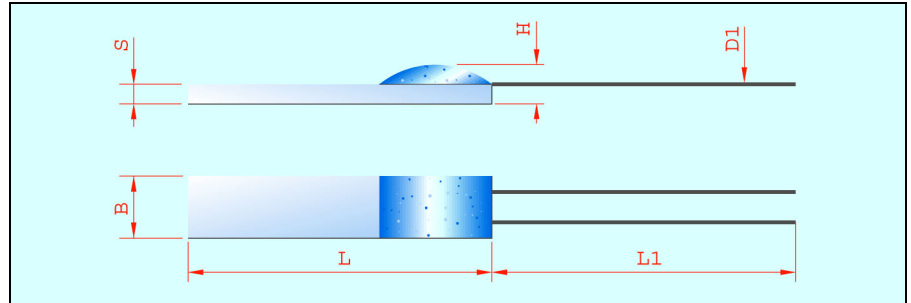
JUMO GmbH & Co. KG
 Delivery address: Mackenrodtstraße 14,
 36039 Fulda, Germany
 Postal address: 36035 Fulda, Germany
 Phone: +49 661 6003-0
 Fax: +49 661 6003-607
 e-mail: mail@jumo.net
 Internet: www.jumo.net

JUMO Instrument Co. Ltd.
 JUMO House
 Temple Bank, Riverway
 Harlow, Essex CM 20 2TT, UK
 Phone: +44 1279 635533
 Fax: +44 1279 635262
 e-mail: sales@jumo.co.uk
 Internet: www.jumo.co.uk

JUMO Process Control, Inc.
 8 Technology Boulevard
 Canastota, NY 13031, USA
 Phone: 315-697-JUMO
 1-800-554-JUMO
 Fax: 315-697-5867
 e-mail: info@jumo.us
 Internet: www.jumo.us



Dimensional drawing



Technical data

Standard	EN 60 751
Temperature coefficient	$\alpha = 3.850 \times 10^{-3} \text{ } ^\circ\text{C}^{-1}$ (between 0 and 100 °C)
Temperature range	-70 to +400 °C
Tolerance	Temperature validity range Class 1/3 DIN B: -50 to +200 °C Temperature validity range Class A: -70 to +300 °C Temperature validity range Class B: -70 to +400 °C
Measuring current/maximum current	Pt100 recommended: 1.0 mA maximum: 7 mA Pt500 recommended: 0.7 mA maximum: 3 mA Pt1000 recommended: 0.1 mA maximum: 1 mA Pt2000 recommended: 0.1 mA maximum: 1 mA Pt5000 recommended: 0.1 mA maximum: 1 mA
Operating conditions	Platinum-chip temperature sensors may not be used unprotected in humid ambient conditions or corrosive atmospheres. They must also not be immersed directly in liquids. The user may have to carry out some checks before operation. Please also refer to the Installation Instructions B 90.6121.4 "Notes on the application of platinum-chip temperature sensors."
Connecting wires	These temperature sensors feature connecting wires made from sheathed platinum wire with a nickel core. The connecting wires are suitable for crimp/weld and hard-soldered joints. During further processing, it is essential to ensure that the connections are not subjected to lateral pressures. The horizontal tension on the individual connecting wire must not exceed the maximum value of 10N. Any unnecessary bending of the connecting wires must be avoided, as this may result in material fatigue and a wire break. Please also refer to section 3 "Connection methods" in our installation instructions. Longer connecting wires up to 300mm length (in one piece) can optionally be fitted. Alternatively, silver wire or insulated stranded wires of whatever length is required can be used as extensions at a later time. Please note, however, that there may be restrictions on the application temperature.
Measurement point	The nominal value specified refers to the standard connecting wire length L1. The measurement is acquired 2mm from the open end of the wire. If the wire length is altered, changes in resistance will occur which may result in the tolerance class not being met.
Long-term stability	max. R ₀ drift 0.05%/year (see Data Sheet 90.6000 for definitions)
Low-temperature application	Taking into account nominal value drifts and hysteresis effects that may occur within certain limits, temperature measurements down to -200 °C are also possible. Further details can be obtained on request.
Insulation resistance	>10MΩ at room temperature
Vibration strength	see EN 60 751, Section 4.4.2
Self-heating	$\Delta t = I^2 \times R \times E$ (see Data Sheet 90.6000 for definitions)
Packaging	Blister belt/bag
Storage	In the standard belt packaging, JUMO temperature sensors, PCA/S style, can be stored for at least 12 months under normal ambient conditions. It is not permissible to store the sensors in aggressive atmospheres, corrosive media, or in high humidity.

JUMO GmbH & Co. KG
 Delivery address: Mackenrodtstraße 14,
 36039 Fulda, Germany
 Postal address: 36035 Fulda, Germany
 Phone: +49 661 6003-0
 Fax: +49 661 6003-607
 e-mail: mail@jumo.net
 Internet: www.jumo.net

JUMO Instrument Co. Ltd.
 JUMO House
 Temple Bank, Riverway
 Harlow, Essex CM 20 2TT, UK
 Phone: +44 1279 635533
 Fax: +44 1279 635262
 e-mail: sales@jumo.co.uk
 Internet: www.jumo.co.uk

JUMO Process Control, Inc.
 8 Technology Boulevard
 Canastota, NY 13031, USA
 Phone: 315-697-JUMO
 1-800-554-JUMO
 Fax: 315-697-5867
 e-mail: info@jumo.us
 Internet: www.jumo.us



Self-heating coefficients and response times

Type	Self-heating coefficient E in °C/mW		Response times in seconds			
	in water (v = 0.2m/sec)	in air (v = 2m/sec)	in water (v = 0.4 m/sec)		in air (v = 1 m/sec)	
			t _{0.5}	t _{0.9}	t _{0.5}	t _{0.9}
PCA 1.2003.1S	0.02	0.2	0.1	0.3	3	9
PCA 1.2005.1S	0.02	0.2	0.1	0.3	3	9
PCA 1.2005.5S	0.02	0.2	0.1	0.3	3	9
PCA 1.2005.10S	0.02	0.2	0.1	0.3	3	9
PCA 1.2010.1S	0.02	0.2	0.1	0.3	3	9
PCA 1.2010.5S	0.01	0.2	0.2	0.4	3	9
PCA 1.2010.10S	0.01	0.2	0.2	0.4	3	9
PCA 1.2010.20S	0.01	0.2	0.2	0.4	3	9
PCA 1.2010.50S	0.01	0.2	0.2	0.4	3	9

JUMO GmbH & Co. KG
 Delivery address: Mackenrodtstraße 14,
 36039 Fulda, Germany
 Postal address: 36035 Fulda, Germany
 Phone: +49 661 6003-0
 Fax: +49 661 6003-607
 e-mail: mail@jumo.net
 Internet: www.jumo.net

JUMO Instrument Co. Ltd.
 JUMO House
 Temple Bank, Riverway
 Harlow, Essex CM 20 2TT, UK
 Phone: +44 1279 635533
 Fax: +44 1279 635262
 e-mail: sales@jumo.co.uk
 Internet: www.jumo.co.uk

JUMO Process Control, Inc.
 8 Technology Boulevard
 Canastota, NY 13031, USA
 Phone: 315-697-JUMO
 1-800-554-JUMO
 Fax: 315-697-5867
 e-mail: info@jumo.us
 Internet: www.jumo.us



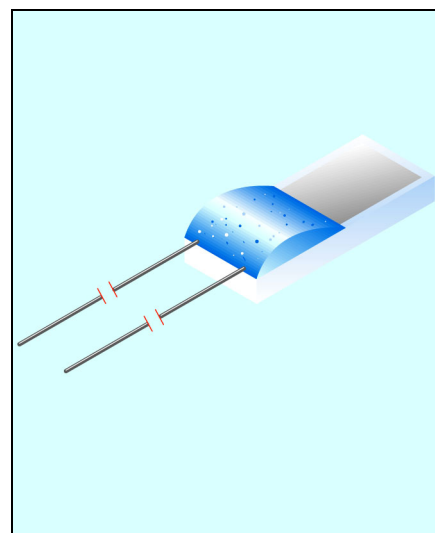
Platinum-chip temperature sensors with connecting wires to EN 60 751

PCA/M style

Brief description

Platinum-chip temperature sensors are based on a temperature-dependent resistance whose development and permissible tolerance is defined in the international standard EN 60 751. They combine the favorable properties of a platinum temperature sensor with the advantages of large-scale production. Their distinctive features are standardization and universal interchangeability, as well as high measurement accuracy, excellent long-term stability and good reproducibility of the electrical properties. Furthermore, prices have fallen considerably in recent years, since these sensors are designed to meet large-quantity requirements. With regard to the price, platinum-chip temperature sensors are therefore a genuine alternative to thermistors, which are based on semiconductors.

Platinum-chip temperature sensors, M version, provide the ultimate solution to most application tasks. The temperature sensors feature a particularly wide temperature range, extending from -70 to +550°C. A large selection of different versions is available ex-stock. Miniaturized versions can also be supplied, which considerably facilitate fabrication for locations where space is at a premium. Of particular advantage is the special covering layer procedure adopted for this version, allowing unprotected use under humid ambient conditions. Typical application examples can be found in HVAC engineering, and in industrial humidity measurement.



Temperature sensors in blister belt packaging or packed in bags

Temperature sensor						Connecting wire				Sales No. for tolerance class		
Type	R ₀ /Ω	B	L	H	S	Material	D1	L1	R _L in mΩ/mm	1/3 DIN B	A	B
PCA 1.1505.1M	1x100	1.5	5	1.0	0.38	Pt-Ni	0.20	10	2.8	90/00409843T 90/00417179B	90/00409841T 90/00417177B	90/00409840T 90/00417178B
PCA 1.1505.1M	1x100	1.5	5	1.0	0.38	Pt-Ni	0.20	15	2.8	90/00430392T 90/00430396B	90/00430393T 90/00430394B	90/00430391T 90/00430395B
PCA 1.1505.5M	1x500	1.5	5	1.0	0.38	Pt-Ni	0.20	10	2.8	90/00409847T 90/00417185B	90/00409845T 90/00417183B	90/00409844T 90/00417184B
PCA 1.1505.10M	1x1000	1.5	5	1.0	0.38	Pt-Ni	0.20	10	2.8	90/00409850T 90/00417182B	90/00409849T 90/00417180B	90/00409848T 90/00417181B
PCA 1.1505.10M	1x1000	1.5	5	1.0	0.38	Pt-Ni	0.20	15	2.8	on request on request	on request on request	90/00425409T on request
PCA 1.2003.1M	1x100	2.0	2.5	1.3	0.64	Pt-Ni	0.20	13	2.8	90/00412342T 90/00415833B	90/00412341T 90/00415834B	90/00412318T 90/00415832B
PCA 1.2005.1M	1x100	2.0	5	1.3	0.64	Pt-Ni	0.20	10	2.8	90/00387454T 90/00415836B	90/00387455T 90/00415837B	90/00387456T 90/00415835B
PCA 1.2005.5M	1x500	2.0	5	1.3	0.64	Pt-Ni	0.20	10	2.8	90/00387453T 90/00415839B	90/00387449T 90/00415840B	90/00387465T 90/00415838B
PCA 1.2005.10M	1x1000	2.0	5	1.3	0.64	Pt-Ni	0.20	10	2.8	90/00412308T 90/00415842B	90/00412311T 90/00415843B	90/00412307T 90/00415841B
PCA 1.2010.1M	1x100	2.0	10	1.3	0.64	Pt-Ni	0.20	10	2.8	90/00412338T 90/00415845B	90/00412337T 90/00415846B	90/00412339T 90/00415844B
PCA 1.2010.5M	1x500	2.0	10	1.3	0.64	Pt-Ni	0.20	10	2.8	on request on request	on request on request	on request on request
PCA 1.2010.10M	1x1000	2.0	10	1.3	0.64	Pt-Ni	0.20	10	2.8	90/00387458T 90/00415848B	90/00387459T 90/00415849B	90/00387460T 90/00415847B

Dim. tolerances: ΔB = ±0.2 / ΔL = ±0.5 / ΔH = ±0.2 / ΔS = ±0.1 / ΔD1 = ±0.01 / ΔL1 = ±0.5
 Dimensions mm.

For a definition of the tolerance classes, see Data Sheet 90.6000
 T = bag, B = blister belt

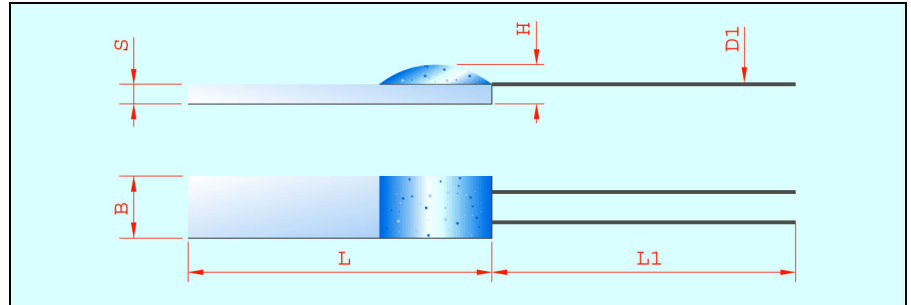
JUMO GmbH & Co. KG
 Delivery address: Mackenrodtstraße 14,
 36039 Fulda, Germany
 Postal address: 36035 Fulda, Germany
 Phone: +49 661 6003-0
 Fax: +49 661 6003-607
 e-mail: mail@jumo.net
 Internet: www.jumo.net

JUMO Instrument Co. Ltd.
 JUMO House
 Temple Bank, Riverway
 Harlow, Essex CM 20 2TT, UK
 Phone: +44 1279 635533
 Fax: +44 1279 635262
 e-mail: sales@jumo.co.uk
 Internet: www.jumo.co.uk

JUMO Process Control, Inc.
 8 Technology Boulevard
 Canastota, NY 13031, USA
 Phone: 315-697-JUMO
 1-800-554-JUMO
 Fax: 315-697-5867
 e-mail: info@jumo.us
 Internet: www.jumo.us



Dimensional drawing



Technical data

Standard	EN 60 751	
Temperature coefficient	$\alpha = 3.850 \times 10^{-3} \text{ } ^\circ\text{C}^{-1}$ (between 0 and 100 °C)	
Temperature range	-70 to +550 °C	
Tolerance	Temperature validity range Class 1/3 DIN B:	-50 to +200 °C
	Temperature validity range Class A:	-70 to +300 °C
	Temperature validity range Class B:	-70 to +550 °C
Measuring current/maximum current	Pt100	recommended: 1.0 mA maximum: 7 mA
	Pt500	recommended: 0.7 mA maximum: 3 mA
	Pt1000	recommended: 0.1 mA maximum: 1 mA
Operating conditions	This version of platinum-chip temperature sensors may not be used unprotected in corrosive atmospheres. They must also not be immersed directly in liquids. The user may have to carry out some checks before operation. Please also refer to the Installation Instructions B 90.6121.4 "Notes on the application of platinum-chip temperature sensors."	
Connecting wires	These temperature sensors feature connecting wires made from sheathed platinum wire with a nickel core. The connecting wires are suitable for crimp/weld and hard-soldered joints. During further processing, it is essential to ensure that the connections are not subjected to lateral pressures. The horizontal tension on the individual connecting wire must not exceed the maximum value of 10N. Any unnecessary bending of the connecting wires must be avoided as this may result in material fatigue and a wire break. Please also refer to section 3 "Connection methods" in our installation instructions. Longer connecting wires up to 300mm length (in one piece) can optionally be fitted. Alternatively, silver wire or insulated stranded wires of whatever length is required can be used as extensions at a later time. Please note that there may be restrictions on the application temperature.	
Measurement point	The nominal value specified refers to the standard connecting wire length L1. The measurement is acquired 2mm from the open end of the wire. If the wire length is altered, changes in resistance will occur which may result in the tolerance class not being met.	
Long-term stability	max. R ₀ drift 0.05%/year (see Data Sheet 90.6000 for definitions)	
Low-temperature application	Taking into account nominal value drifts and hysteresis effects that may occur within certain limits, temperature measurements down to -200 °C are also possible. Further details can be obtained on request.	
Insulation resistance	>10MΩ at room temperature	
Vibration strength	see EN 60 751, Section 4.4.2	
Self-heating	$\Delta t = I^2 \times R \times E$ (see Data Sheet 90.6000 for definitions)	
Packaging	Blister belt/bag	
Storage	In the standard belt packaging, JUMO temperature sensors, PCA/M style, can be stored for at least 12 months under normal ambient conditions. It is not permissible to store the sensors in aggressive atmospheres, corrosive media, or in high humidity.	

JUMO GmbH & Co. KG
 Delivery address: Mackenrodtstraße 14,
 36039 Fulda, Germany
 Postal address: 36035 Fulda, Germany
 Phone: +49 661 6003-0
 Fax: +49 661 6003-607
 e-mail: mail@jumo.net
 Internet: www.jumo.net

JUMO Instrument Co. Ltd.
 JUMO House
 Temple Bank, Riverway
 Harlow, Essex CM 20 2TT, UK
 Phone: +44 1279 635533
 Fax: +44 1279 635262
 e-mail: sales@jumo.co.uk
 Internet: www.jumo.co.uk

JUMO Process Control, Inc.
 8 Technology Boulevard
 Canastota, NY 13031, USA
 Phone: 315-697-JUMO
 1-800-554-JUMO
 Fax: 315-697-5867
 e-mail: info@jumo.us
 Internet: www.jumo.us



Self-heating coefficients and response times

Type	Self-heating coefficient E in °C/mW		Response times in seconds			
	in water (v = 0.2m/sec)	in air (v = 2m/sec)	in water (v = 0.4m/sec)		in air (v = 1m/sec)	
			t _{0.5}	t _{0.9}	t _{0.5}	t _{0.9}
PCA 1.1505.1M	0.02	0.2	0.1	0.3	3	8
PCA 1.1505.5M	0.02	0.2	0.1	0.3	3	8
PCA 1.1505.10M	0.02	0.2	0.1	0.3	3	8
PCA 1.2003.1M	0.02	0.2	0.1	0.3	3	9
PCA 1.2005.1M	0.02	0.2	0.1	0.3	4	16
PCA 1.2005.5M	0.02	0.2	0.1	0.3	4	16
PCA 1.2005.10M	0.02	0.2	0.2	0.3	4	16
PCA 1.2010.1M	0.02	0.2	0.3	0.5	7	22
PCA 1.2010.5M	0.01	0.2	0.3	0.5	7	22
PCA 1.2010.10M	0.01	0.2	0.3	0.5	7	22

JUMO GmbH & Co. KG
 Delivery address: Mackenrodtstraße 14,
 36039 Fulda, Germany
 Postal address: 36035 Fulda, Germany
 Phone: +49 661 6003-0
 Fax: +49 661 6003-607
 e-mail: mail@jumo.net
 Internet: www.jumo.net

JUMO Instrument Co. Ltd.
 JUMO House
 Temple Bank, Riverway
 Harlow, Essex CM 20 2TT, UK
 Phone: +44 1279 635533
 Fax: +44 1279 635262
 e-mail: sales@jumo.co.uk
 Internet: www.jumo.co.uk

JUMO Process Control, Inc.
 8 Technology Boulevard
 Canastota, NY 13031, USA
 Phone: 315-697-JUMO
 1-800-554-JUMO
 Fax: 315-697-5867
 e-mail: info@jumo.us
 Internet: www.jumo.us



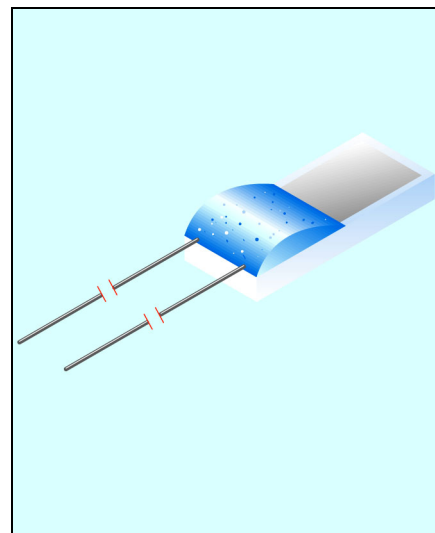
Platinum-chip temperature sensors with connecting wires to EN 60 751

PCA/H style

Brief description

Platinum-chip temperature sensors are based on a temperature-dependent resistance whose development and permissible tolerance is defined in the international standard EN 60 751. They combine the favorable properties of a platinum temperature sensor with the advantages of large-scale production. Their distinctive features are standardization and universal interchangeability, as well as high measurement accuracy, excellent long-term stability and good reproducibility of the electrical properties. Furthermore, prices have fallen considerably in recent years, since these sensors are designed to meet large-quantity requirements. With regard to the price, platinum-chip temperature sensors are therefore a genuine alternative to thermistors, which are based on semiconductors.

Platinum-chip temperature sensors, H version, are mainly used for applications at especially high or permanently elevated temperatures. They are particularly suitable for electrical connection through bonding or laser welding procedures, and through hard-soldered joints. The connecting wires are made from pure palladium. The application covers temperatures from -70 to +600°C.



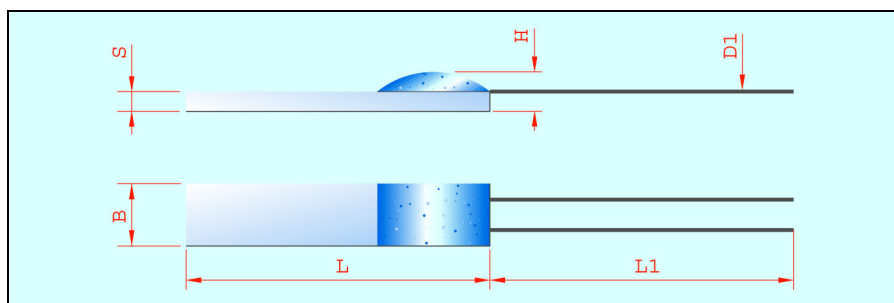
Temperature sensors in blister belt packaging or packed in bags

Temperature sensor						Connecting wire				Sales No. for tolerance class		
Type	R ₀ /Ω	B	L	H	S	Material	D1	L1	R _L in mΩ/mm	1/3 DIN B	A	B
PCA 1.2010.1H	1x100	2.0	10	1.2	0.64	Pd	0.25	10	2.3	90/00343070T 90/00415851B	90/00343069T 90/00415852B	90/00053198T 90/00415850B
PCA 1.2010.5H	1x500	2.0	10	1.2	0.64	Pd	0.25	10	2.3	on request on request	on request on request	on request on request
PCA 1.2010.10H	1x1000	2.0	10	1.2	0.64	Pd	0.25	10	2.3	90/00343065T 90/00415855B	90/00343064T 90/00415856B	90/00044796T 90/00415854B

Dim. tolerances: ΔB = ±0.2 / ΔL = ±0.5 / ΔH = ±0.2 / ΔS = ±0.1 / ΔD1 = ±0.01 / ΔL1 = ±0.5
 Dimensions in mm.

For a definition of the tolerance classes, see Data Sheet 90.6000
 T = bag, B = blister belt

Dimensional drawing



JUMO GmbH & Co. KG
 Delivery address: Mackenrodtstraße 14,
 36039 Fulda, Germany
 Postal address: 36035 Fulda, Germany
 Phone: +49 661 6003-0
 Fax: +49 661 6003-607
 e-mail: mail@jumo.net
 Internet: www.jumo.net

JUMO Instrument Co. Ltd.
 JUMO House
 Temple Bank, Riverway
 Harlow, Essex CM 20 2TT, UK
 Phone: +44 1279 635533
 Fax: +44 1279 635262
 e-mail: sales@jumo.co.uk
 Internet: www.jumo.co.uk

JUMO Process Control, Inc.
 8 Technology Boulevard
 Canastota, NY 13031, USA
 Phone: 315-697-JUMO
 1-800-554-JUMO
 Fax: 315-697-5867
 e-mail: info@jumo.us
 Internet: www.jumo.us



Technical data

Standard	EN 60 751
Temperature coefficient	$\alpha = 3.850 \times 10^{-3} \text{ } ^\circ\text{C}^{-1}$ (between 0 and 100°C)
Temperature range	-70 to +600°C
Tolerance	Temperature validity range Class 1/3 DIN B: -50 to +200°C Temperature validity range Class A: -70 to +300°C Temperature validity range Class B: -70 to +600°C
Measuring current/maximum current	Pt100 recommended: 1.0mA maximum: 7mA Pt1000 recommended: 0.1mA maximum: 1mA
Operating conditions	Platinum-chip temperature sensors may not be used unprotected in humid ambient conditions or corrosive atmospheres. They must also not be immersed directly in liquids. The user may have to carry out some checks before operation. Please also refer to the Installation Instructions B 90.6121.4 "Notes on the application of platinum-chip temperature sensors."
Connecting wires	These temperature sensors feature connecting wires made from pure palladium. The connecting wires are suitable for bonding or laser welding procedures and hard-soldered joints. During further processing, it is essential to ensure that the connections are not subjected to lateral pressures. The horizontal tension on the individual connecting wire must not exceed the maximum value of 6N. Any unnecessary bending of the connecting wires must be avoided as this may result in material fatigue and a wire break.
Measurement point	The nominal value specified refers to the standard connecting wire length L1. The measurement is acquired 2mm from the open end of the wire. If the wire length is altered, changes in resistance will occur which may result in the tolerance class not being met.
Long-term stability	max. R ₀ drift 0.05%/year (see Data Sheet 90.6000 for definitions)
Low-temperature application	Taking into account nominal value drifts and hysteresis effects that may occur within certain limits, temperature measurements down to -200°C are also possible. Further details can be obtained on request.
Insulation resistance	>10MΩ at room temperature
Vibration strength	see EN 60 751, Section 4.4.2
Self-heating	$\Delta t = I^2 \times R \times E$ (see Data Sheet 90.6000 for definitions)
Packaging	Blister belt/bag
Storage	In the standard belt packaging, JUMO temperature sensors, PCA/H style, can be stored for at least 12 months under normal ambient conditions. It is not permissible to store the sensors in aggressive atmospheres, corrosive media, or in high humidity.

Self-heating coefficients and response times

Type	Self-heating coefficient E in °C/mW		Response times in seconds			
	in water (v = 0.2m/sec)	in air (v = 2m/sec)	in water (v = 0.4 m/sec)		in air (v = 1 m/sec)	
			t _{0,5}	t _{0,9}	t _{0,5}	t _{0,9}
PCA 1.2010.1H	0.02	0.2	0.3	0.5	7	22
PCA 1.2010.5H	0.02	0.2	0.3	0.5	7	22
PCA 1.2010.10H	0.01	0.2	0.3	0.5	7	22

JUMO GmbH & Co. KG
 Delivery address: Mackenrodtstraße 14,
 36039 Fulda, Germany
 Postal address: 36035 Fulda, Germany
 Phone: +49 661 6003-0
 Fax: +49 661 6003-607
 e-mail: mail@jumo.net
 Internet: www.jumo.net

JUMO Instrument Co. Ltd.
 JUMO House
 Temple Bank, Riverway
 Harlow, Essex CM 20 2TT, UK
 Phone: +44 1279 635533
 Fax: +44 1279 635262
 e-mail: sales@jumo.co.uk
 Internet: www.jumo.co.uk

JUMO Process Control, Inc.
 8 Technology Boulevard
 Canastota, NY 13031, USA
 Phone: 315-697-JUMO
 1-800-554-JUMO
 Fax: 315-697-5867
 e-mail: info@jumo.us
 Internet: www.jumo.us



Platinum-chip temperature sensors in SMD style on epoxy card to EN 60 751

- for temperatures from -20 to +150°C
- Reference values Pt100, Pt500 and Pt1000
- standardized nominal values and tolerance
- pre-assembled measuring insert
- automated processing is possible
- SMD temperature sensors offer a price advantage

Introduction

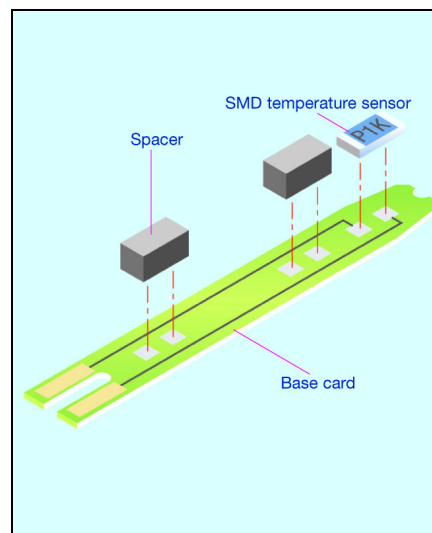
PCSE style platinum-chip temperature sensors constitute a pre-assembled measurement insert. The epoxy card carries an assembled platinum SMD temperature sensor as the active component to acquire the temperature.

The resistance signal is transmitted to the contact areas on opposing sides, via thin tracks. The connection is made through solder contacts, so that a variety of different connecting cables can be soldered on with ease. In addition, spacers are fitted on the card, which make it possible to center the card within the protection tube. Furthermore, they also ensure that the safety distance required for the insulation between temperature sensor and protection tube is maintained.

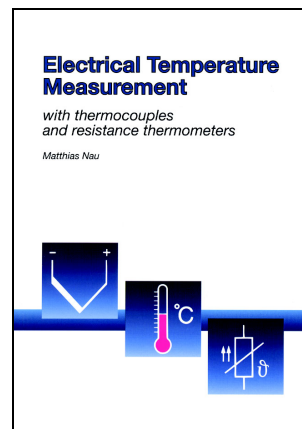
PCSE style platinum-chip temperature sensors are available from stock as Pt100, Pt500 and Pt1000 measuring inserts.

The application temperature range covers -20 to +150°C.

PCSE style



Technical publication



This revised edition takes account of altered standards and recent developments. The new chapter "Measurement uncertainty" incorporates the basic concept of the internationally recognized ISO guideline "Guide to the expression of uncertainty in measurement" (abbreviated: GUM). In addition, the chapter on explosion protection for thermometers has been updated in view of the European Directive 94/9/EC, which has been in force since 1st July 2003.

February 2003, 164 pages
 Publication FAS 146
 Sales No. 90/00085081
 ISBN 3-935742-07-X

JUMO platinum temperature sensors

Construction and application of platinum temperature sensors	Data Sheet 90.6000
Platinum-glass temperature sensors	Data Sheet 90.6021
Platinum-ceramic temperature sensors	Data Sheet 90.6022
Platinum-foil temperature sensors	Data Sheet 90.6023
Platinum-glass temperature sensors with glass extension	Data Sheet 90.6024
Platinum-chip temperature sensors with connecting wires	Data Sheet 90.6121
Platinum-chip temperature sensors on epoxy card	Data Sheet 90.6122
Platinum-chip temperature sensors with terminal clamps	Data Sheet 90.6123
Platinum-chip temperature sensors in cylindrical style	Data Sheet 90.6124
Platinum-chip temperature sensors in SMD style	Data Sheet 90.6125

JUMO GmbH & Co. KG
 Delivery address: Mackenrodtstraße 14,
 36039 Fulda, Germany
 Postal address: 36035 Fulda, Germany
 Phone: +49 661 6003-0
 Fax: +49 661 6003-607
 e-mail: mail@jumo.net
 Internet: www.jumo.net

JUMO Instrument Co. Ltd.
 JUMO House
 Temple Bank, Riverway
 Harlow, Essex CM 20 2TT, UK
 Phone: +44 1279 635533
 Fax: +44 1279 635262
 e-mail: sales@jumo.co.uk
 Internet: www.jumo.co.uk

JUMO Process Control, Inc.
 8 Technology Boulevard
 Canastota, NY 13031, USA
 Phone: 315-697-JUMO
 1-800-554-JUMO
 Fax: 315-697-5867
 e-mail: info@jumo.us
 Internet: www.jumo.us



Platinum-chip temperature sensors in SMD style on epoxy card to EN 60 751

Brief description

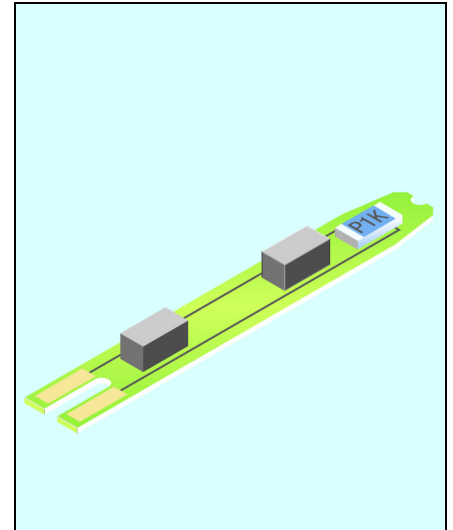
The PCSE style greatly facilitates the fabrication of different probe variations with connecting cable, having been conceived especially as a measuring insert.

The pre-assembled measuring insert with the SMD temperature sensor can be inserted directly into a protection fitting, after soldering on a connecting cable. The card largely protects the temperature sensor against damage. This construction eliminates any tilting of the temperature sensor as well as the bending and short-circuiting of connecting wires.

Another advantage of this style is that any possible tension on the connecting cable cannot be directly transmitted to the SMD temperature sensor. Furthermore, the thin tracks between the connection contact and temperature sensor minimize wrong measurements caused by heat conduction. In addition, the measuring inserts specified provide the possibility of automated processing, enabling a reduction in production costs.

PCSE style platinum-chip temperature sensors are available as Pt100, Pt500 and Pt1000 measuring inserts. The application temperature spans -20 to +150°C. Please note that, for design reasons, such measurement inserts can only be delivered as a complete panel (also see Technical data).

PCSE style



Temperature sensors in cardboard box packaging

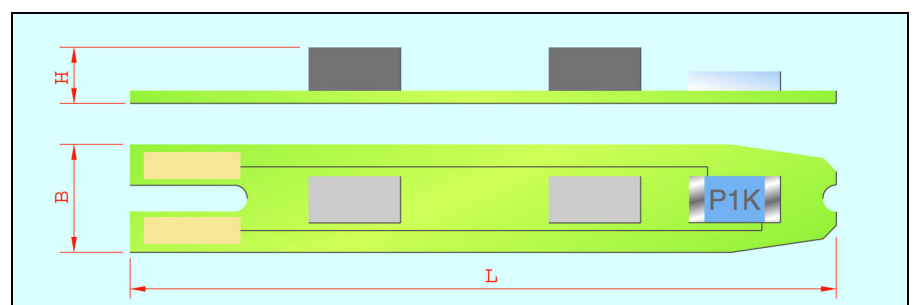
Type	R ₀ /Ω	Temperature sensor		
		B	L	H
PCSE 1.4315.1	1x100	4.3	15	2.2
PCSE 1.4315.5	1x500	4.3	15	2.2
PCSE 1.4315.10	1x1000	4.3	15	2.2
PCSE 1.4328.1	1x100	4.3	28	2.2
PCSE 1.4328.5	1x500	4.3	28	2.2
PCSE 1.4328.10	1x1000	4.3	28	2.2

Sales No. for tolerance class		
1/3 DIN B	A	B
-	-	90/00419974
-	-	on request
-	-	90/00404832
-	-	90/00360388
-	-	90/00360391
-	-	90/00374858

Dim. tolerances: ΔB = ±0.2 / ΔL = ±0.5 / ΔH = ±0.2
 Dimensions in mm.

For a definition of the tolerance classes, see Data Sheet 90.6000

Dimensional drawing



JUMO GmbH & Co. KG
 Delivery address: Mackenrodtstraße 14,
 36039 Fulda, Germany
 Postal address: 36035 Fulda, Germany
 Phone: +49 661 6003-0
 Fax: +49 661 6003-607
 e-mail: mail@jumo.net
 Internet: www.jumo.net

JUMO Instrument Co. Ltd.
 JUMO House
 Temple Bank, Riverway
 Harlow, Essex CM 20 2TT, UK
 Phone: +44 1279 635533
 Fax: +44 1279 635262
 e-mail: sales@jumo.co.uk
 Internet: www.jumo.co.uk

JUMO Process Control, Inc.
 8 Technology Boulevard
 Canastota, NY 13031, USA
 Phone: 315-697-JUMO
 1-800-554-JUMO
 Fax: 315-697-5867
 e-mail: info@jumo.us
 Internet: www.jumo.us



Technical data

Standard	EN 60 751
Temperature coefficient	$\alpha = 3.850 \times 10^{-3} \text{ } ^\circ\text{C}^{-1}$ (between 0 and 100°C)
Temperature range	-20 to +150°C
Tolerance	Temperature validity range Class B: -20 to +150°C
Measuring current	Pt100 recommended: 1.0mA Pt500 recommended: 0.7mA Pt1000 recommended: 0.1mA
Maximum current	Pt100 7.0mA Pt500 3.0mA Pt1000 1.0mA
Operating conditions	Platinum-chip temperature sensors may not be used unprotected in humid ambient conditions or corrosive atmospheres. The user may have to carry out some checks before operation. Please also refer to the Installation Instructions B 90.6121.4 "Notes on the application of platinum-chip temperature sensors."
Long-term stability	max. R_0 drift 0.05%/year (see Data Sheet 90.6000 for definitions)
Insulation resistance	>10M Ω at room temperature
Self-heating	$\Delta t = I^2 \times R \times E$ (see Data Sheet 90.6000 for definitions)
Packaging	For design reasons, the measuring inserts can only be delivered as a complete panel. The individual cards are wrapped in film and delivered packed in a cardboard box. One panel contains the following quantity of temperature sensors: Type: PCSE 1.4315.x = 132 items, Type: PCSE 1.4328.x = 99 items
Storage	In the standard packaging, JUMO temperature sensors, PCSE style, can be stored for at least 12 months under normal ambient conditions. It is not permissible to store the sensors in aggressive atmospheres, corrosive media, or in high humidity.

Self-heating coefficients and response times

Type	Self-heating coefficient E in °C/mW		Response times in seconds			
	in water (v = 0.2m/sec)	in air (v = 2m/sec)	in water (v = 0.4m/sec)		in air (v = 1m/sec)	
			t _{0.5}	t _{0.9}	t _{0.5}	t _{0.9}
PCSE 1.4315.1	0.03	0.4	0.2	0.4	3	9
PCSE 1.4315.5	0.03	0.4	0.2	0.4	3	9
PCSE 1.4315.10	0.03	0.4	0.2	0.4	3	9
PCSE 1.4328.1	0.03	0.4	0.2	0.4	3	9
PCSE 1.4328.5	0.03	0.4	0.2	0.4	3	9
PCSE 1.4328.10	0.03	0.4	0.2	0.4	3	9

JUMO GmbH & Co. KG
 Delivery address: Mackenrodtstraße 14,
 36039 Fulda, Germany
 Postal address: 36035 Fulda, Germany
 Phone: +49 661 6003-0
 Fax: +49 661 6003-607
 e-mail: mail@jumo.net
 Internet: www.jumo.net

JUMO Instrument Co. Ltd.
 JUMO House
 Temple Bank, Riverway
 Harlow, Essex CM 20 2TT, UK
 Phone: +44 1279 635533
 Fax: +44 1279 635262
 e-mail: sales@jumo.co.uk
 Internet: www.jumo.co.uk

JUMO Process Control, Inc.
 8 Technology Boulevard
 Canastota, NY 13031, USA
 Phone: 315-697-JUMO
 1-800-554-JUMO
 Fax: 315-697-5867
 e-mail: info@jumo.us
 Internet: www.jumo.us



Platinum-chip temperature sensors with terminal clamps to EN 60 751

- for temperatures from -40 to +105°C
- standardized nominal values and tolerances
- with the nominal values 100, 500 and 1000Ω
- stable terminal clamps
- coated with an additional protective varnish
- in blister belt packaging

Introduction

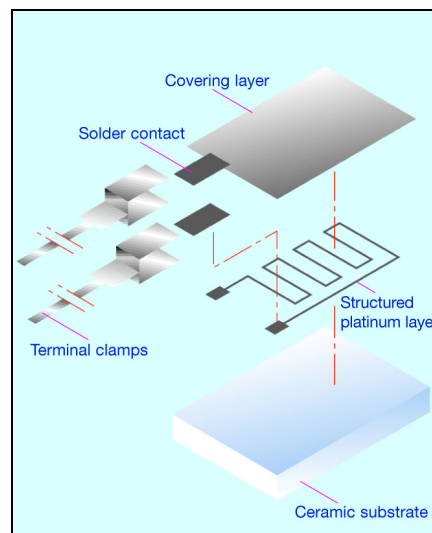
PCKL style platinum-chip temperature sensors are manufactured in the same way as the standard PCA style thin-film sensors. However, there are some differences in the connecting wire techniques. Compared with the standard temperature sensors, these sensors do not feature bonded connecting wires, but have terminal clamps that are pushed on and soldered on.

The terminal clamps are distinguished by their exceptionally high directional and bending strength.

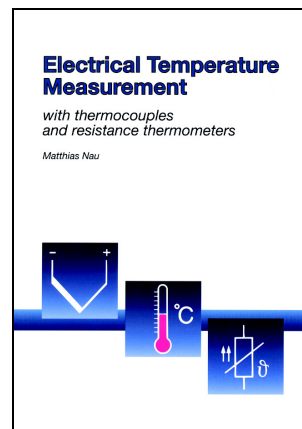
In addition, all JUMO temperature sensors with terminal clamps are coated with an additional protective varnish, which makes them ideally suited to a variety of probe constructions used in the HVAC sector.

The application temperature ranges from -40 to +105°C.

PCKL style



Technical publication



This revised edition takes account of altered standards and recent developments. The new chapter "Measurement uncertainty" incorporates the basic concept of the internationally recognized ISO guideline "Guide to the expression of uncertainty in measurement" (abbreviated: GUM). In addition, the chapter on explosion protection for thermometers has been updated in view of the European Directive 94/9/EC, which has been in force since 1st July 2003.

February 2003, 164 pages
 Publication FAS 146
 Sales No. 90/00085081
 ISBN 3-935742-07-X

JUMO platinum temperature sensors

Construction and application of platinum temperature sensors	Data Sheet 90.6000
Platinum-glass temperature sensors	Data Sheet 90.6021
Platinum-ceramic temperature sensors	Data Sheet 90.6022
Platinum-foil temperature sensors	Data Sheet 90.6023
Platinum-glass temperature sensors with glass extension	Data Sheet 90.6024
Platinum-chip temperature sensors with connecting wires	Data Sheet 90.6121
Platinum-chip temperature sensors on epoxy card	Data Sheet 90.6122
Platinum-chip temperature sensors with terminal clamps	Data Sheet 90.6123
Platinum-chip temperature sensors in cylindrical style	Data Sheet 90.6124
Platinum-chip temperature sensors in SMD style	Data Sheet 90.6125

JUMO GmbH & Co. KG
 Delivery address: Mackenrodtstraße 14,
 36039 Fulda, Germany
 Postal address: 36035 Fulda, Germany
 Phone: +49 661 6003-0
 Fax: +49 661 6003-607
 e-mail: mail@jumo.net
 Internet: www.jumo.net

JUMO Instrument Co. Ltd.
 JUMO House
 Temple Bank, Riverway
 Harlow, Essex CM 20 2TT, UK
 Phone: +44 1279 635533
 Fax: +44 1279 635262
 e-mail: sales@jumo.co.uk
 Internet: www.jumo.co.uk

JUMO Process Control, Inc.
 8 Technology Boulevard
 Canastota, NY 13031, USA
 Phone: 315-697-JUMO
 1-800-554-JUMO
 Fax: 315-697-5867
 e-mail: info@jumo.us
 Internet: www.jumo.us



Platinum-chip temperature sensors with terminal clamps to EN 60 751

PCKL style


Brief description

PCKL style platinum-chip temperature sensors feature especially rigid terminal clamps for the electrical connection. One particular advantage is their high bending strength. Furthermore, the rectangular cross-section of the terminal clamps ensures excellent directional stability of the temperature sensor when assembled.

PCKL style platinum-chip temperature sensors lend themselves ideally to a variety of probes for use in the HVAC sector and, since the sensor is openly positioned in the air stream, excellent response times can be achieved.

The entire temperature sensor including the solder joint and terminal clamps (wire ends are bare) is additionally coated with PUR protective varnish, as a protection against condensation and external effects.

Of course, all the positive characteristics of platinum-temperature sensors such as standardized nominal values to EN 60 751, high long-term stability and good reproducibility of the electrical properties also apply to this style, thereby ensuring universal usability and interchangeability.



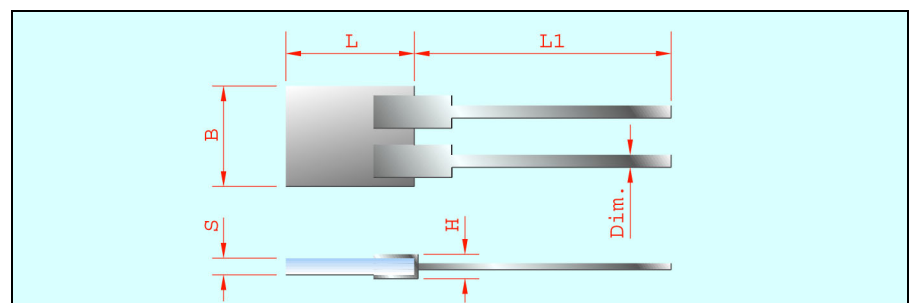
Temperature sensors in blister belt packaging or packed in bags

Temperature sensor						Connecting wire				Sales No. for tolerance class		
Type	R ₀ /Ω	B	L	H	S	Material	Dim.	L1	R _L in mΩ/mm	1/3 DIN B	A	B
PCKL 1.4005.1	1x100	3.9	5	1.5	0.65	CuSnP	0.55x0.25	10	1.0	90/00437207T	on request	90/00437211T
PCKL 1.4005.1	1x100	3.9	5	1.5	0.65	CuSnP	0.55x0.25	10	1.0	90/00365496B	on request	90/00365495B
PCKL 1.4005.5	1x500	3.9	5	1.5	0.65	CuSnP	0.55x0.25	10	1.0	on request	on request	on request
PCKL 1.4005.10	1x1000	3.9	5	1.5	0.65	CuSnP	0.55x0.25	10	1.0	90/00437209T	on request	90/00437210T
PCKL 1.4005.10	1x1000	3.9	5	1.5	0.65	CuSnP	0.55x0.25	10	1.0	90/00363505B	on request	90/00363504B

Dim. tolerances: ΔB = ±0.2 / ΔL = ±0.5 / ΔH = ±0.2 / ΔS = ±0.1 / Dim. = approx. dim. / ΔL1 = ±0.5
 Dimensions in mm.

For a definition of the tolerance classes, see Data Sheet 90.6000
 T = bag, B = blister belt

Dimensional drawing



JUMO GmbH & Co. KG
 Delivery address: Mackenrodtstraße 14,
 36039 Fulda, Germany
 Postal address: 36035 Fulda, Germany
 Phone: +49 661 6003-0
 Fax: +49 661 6003-607
 e-mail: mail@jumo.net
 Internet: www.jumo.net

JUMO Instrument Co. Ltd.
 JUMO House
 Temple Bank, Riverway
 Harlow, Essex CM 20 2TT, UK
 Phone: +44 1279 635533
 Fax: +44 1279 635262
 e-mail: sales@jumo.co.uk
 Internet: www.jumo.co.uk

JUMO Process Control, Inc.
 8 Technology Boulevard
 Canastota, NY 13031, USA
 Phone: 315-697-JUMO
 1-800-554-JUMO
 Fax: 315-697-5867
 e-mail: info@jumo.us
 Internet: www.jumo.us



Technical data

Standard	EN 60 751		
Temperature coefficient	$\alpha = 3.850 \times 10^{-3} \text{ } ^\circ\text{C}^{-1}$ (between 0 and 100°C)		
Temperature range	-40 to +105°C		
Tolerance	Temperature validity class 1/3 DIN B:	-40 to +105°C	
	Temperature validity range Class B:	-40 to +105°C	
Measuring current	Pt100	recommended: 1.0 mA	
	Pt500	recommended: 0.7 mA	
	Pt1000	recommended: 0.1 mA	
Maximum current	Pt100	maximum: 7 mA	
	Pt500	maximum: 3 mA	
	Pt1000	maximum: 1 mA	
Operating conditions	PCKL style platinum-chip temperature sensors are additionally coated with PUR varnish (polyurethane). The coating offers protection against moisture and condensation. However, in spite of the additional protection against external effects, these temperature sensors may not be used in corrosive atmospheres. The user may have to carry out some checks before operation. Please also refer to the Installation Instructions B 90.6121.4 "Notes on the application of platinum-chip temperature sensors."		
Insulating varnish	Polyurethane resin (PUR) insulating and coating varnish, SL 1301 N, clear, (UL approval applied for)		
Terminal clamps	These temperature sensors feature terminal clamps that have been soldered on and are especially rigid. During further processing, it is essential to ensure that the connections are not subjected to lateral pressures. The maximum horizontal tension on the individual terminal clamp may be 10N. Any kinking or bending of the terminal clamps is not permissible. The raster dimension (wire spacing) is 1.9mm.		
Measurement point	The nominal value specified refers to the standard connecting wire length L1. The measurement is acquired 2 mm from the open end of the wire. If the wire length is altered, changes in resistance will occur which may result in the tolerance class not being met.		
Long-term stability	max. R_0 drift $\leq 0.05\%$ /year (see Data Sheet 90.6000 for definitions)		
Insulation resistance	$> 10 \text{ M}\Omega$ at room temperature		
Vibration strength	see EN 60 751, Section 4.4.2		
Self-heating	$\Delta t = I^2 \times R \times E$ (see Data Sheet 90.6000 for definitions)		
Packaging	Blister belt/bag		
Storage	In the standard packaging, JUMO temperature sensors, PCKL style, can be stored for at least 12 months under normal ambient conditions. It is not permissible to store the sensors in aggressive atmospheres, corrosive media, or in high humidity.		

Self-heating coefficients and response times

Type	Self-heating coefficient E in °C/mW		Response times in seconds			
	in water (v = 0.2m/sec)	in air (v = 2m/sec)	in water (v = 0.4m/sec)		in air (v = 1 m/sec)	
			t _{0.5}	t _{0.9}	t _{0.5}	t _{0.9}
PCKL 1.4005.1	0.02	0.2	0.4	1	8	20
PCKL 1.4005.5	0.02	0.2	0.4	1	8	20
PCKL 1.4005.10	0.02	0.2	0.4	1	8	20



Platinum-chip temperature sensors in cylindrical style to EN 60 751

- for temperatures from -70 to +300°C
- standardized nominal values and tolerances
- with the nominal values 100, 500 and 1000Ω
- readily adaptable to protection tubes or fittings
- high mechanical strength

Introduction

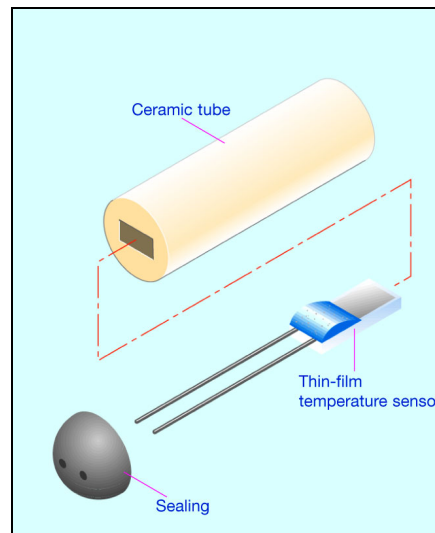
This cylindrical style incorporates a platinum-chip temperature sensor which is inserted into a ceramic sleeve that is open at one end. Accordingly, this style also belongs to the category of temperature sensors which are manufactured using thin-film technology. After inserting the platinum-chip temperature sensor, the opening of the ceramic sleeve is hermetically sealed by fusing a glass paste.

JUMO temperature sensors in cylindrical style are a cost-effective alternative to wirewound ceramic temperature sensors. Thanks to the cylindrical body, good thermal adaptation to the internal wall of protection tubes can be achieved, which is otherwise only provided by wirewound glass or ceramic temperature sensors.

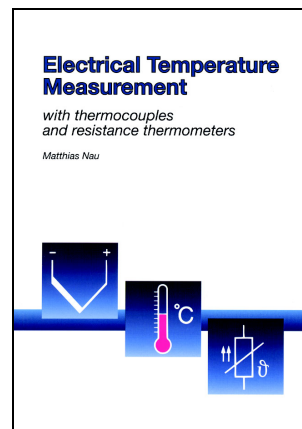
The application temperature ranges from -70 to +300°C.

These sensors are frequently used in equipment and machinery construction.

PCR style



Technical publication



This revised edition takes account of altered standards and recent developments. The new chapter "Measurement uncertainty" incorporates the basic concept of the internationally recognized ISO guideline "Guide to the expression of uncertainty in measurement" (abbreviated: GUM). In addition, the chapter on explosion protection for thermometers has been updated in view of the European Directive 94/9/EC, which has been in force since 1st July 2003.

February 2003, 164 pages
Publication FAS 146
Sales No. 90/00085081
ISBN 3-935742-07-X

JUMO platinum temperature sensors

Construction and application of platinum temperature sensors	Data Sheet 90.6000
Platinum-glass temperature sensors	Data Sheet 90.6021
Platinum-ceramic temperature sensors	Data Sheet 90.6022
Platinum-foil temperature sensors	Data Sheet 90.6023
Platinum-glass temperature sensors with glass extension	Data Sheet 90.6024
Platinum-chip temperature sensors with connecting wires	Data Sheet 90.6121
Platinum-chip temperature sensors on epoxy card	Data Sheet 90.6122
Platinum-chip temperature sensors with terminal clamps	Data Sheet 90.6123
Platinum-chip temperature sensors in cylindrical style	Data Sheet 90.6124
Platinum-chip temperature sensors in SMD style	Data Sheet 90.6125



Platinum-chip temperature sensors in cylindrical style to EN 60 751

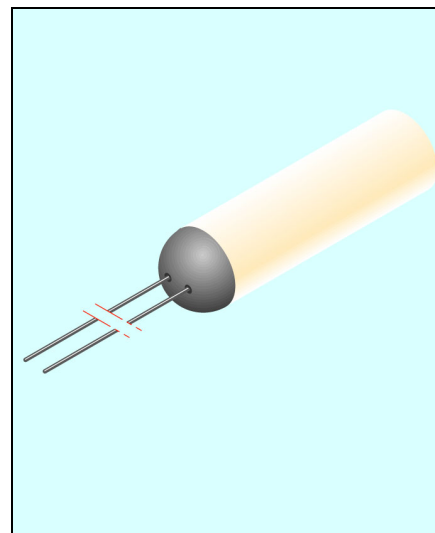
Brief description

Platinum-chip temperature sensors in cylindrical style are a cost-effective alternative to wirewound ceramic temperature sensors, provided that the application temperature range of -70 to +300 °C is sufficient. The temperature sensors have particularly close diameter tolerances, which greatly facilitates subsequent manufacturing processes, in equipment construction, for example. In addition, the cylindrical style of the temperature sensor enables good thermal contact with protection tubes.

PCR style temperature sensors are also more resistant to mechanical stress than bare platinum-chip sensors, which makes them particularly suitable for embedding or glueing into various compounds.

They are frequently used in analytical and medical equipment, and in machinery and plant construction.

PCR style



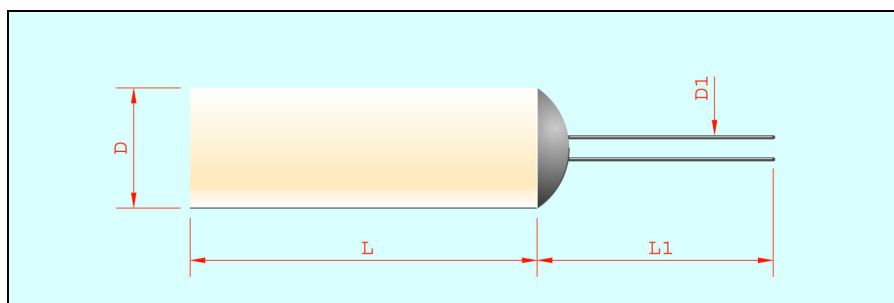
Temperature sensors in blister belt packaging

Temperature sensor				Connecting wire				Sales No. for tolerance class		
Type	R ₀ /Ω	D	L	Material	D1	L1	R _L in mΩ/mm	1/3 DIN B	A	B
PCR 1.3815.1	1x100	3.8	15	Pt-Ni	0.20	8	2.8	-	-	90/00049127
PCR 1.3815.5	1x500	3.8	15	Pt-Ni	0.20	8	2.8	-	-	90/00049033
PCR 1.3815.10	1x1000	3.8	15	Pt-Ni	0.20	8	2.8	-	-	90/00049130
PCR 1.4815.1	1x100	4.8	15	Pt-Ni	0.20	8	2.8	90/00047254	-	90/00044914
PCR 1.4815.5	1x500	4.8	15	Pt-Ni	0.20	8	2.8	-	-	90/00044915
PCR 1.4815.10	1x1000	4.8	15	Pt-Ni	0.20	8	2.8	-	-	90/00044916

Dim. tolerances: ΔD = +0/-0.3 / ΔL = +0/-2 / ΔD1 = ±0.01 / ΔL1 = ±1
Dimensions in mm.

For a definition of the tolerance classes, see Data Sheet 90.6000

Dimensional drawing



Delivery address: Mackenrodtstraße 14,
36039 Fulda, Germany
Postal address: 36035 Fulda, Germany
Phone: +49 661 6003-0
Fax: +49 661 6003-607
e-mail: mail@jumo.net
Internet: www.jumo.net

JUMO House
Temple Bank, Riverway
Harlow, Essex CM 20 2TT, UK
Phone: +44 1279 635533
Fax: +44 1279 635262
e-mail: sales@jumo.co.uk
Internet: www.jumo.co.uk

885 Fox Chase, Suite 103
Coatesville PA 19320, USA
Phone: 610-380-8002
1-800-554-JUMO
Fax: 610-380-8009
e-mail: info@JumoUSA.com
Internet: www.JumoUSA.com



Technical data

Standard	EN 60 751		
Temperature coefficient	$\alpha = 3.850 \times 10^{-3} \text{ } ^\circ\text{C}^{-1}$ (between 0 and 100°C)		
Temperature range	-70 to +300°C		
Tolerance	Temperature validity range Class 1/3 DIN B:	-50 to +200°C	
	Temperature validity range Class B:	-70 to +300°C	
Measuring current	Pt100	recommended: 1.0 mA	
	Pt500	recommended: 0.7 mA	
	Pt1000	recommended: 0.1 mA	
Maximum current	Pt100	7 mA	
	Pt500	3 mA	
	Pt1000	1 mA	
Operating conditions	Platinum-chip temperature sensors may not be used unprotected in humid ambient conditions or corrosive atmospheres. The user may have to carry out some checks before operation. Please also refer to the Installation Instructions B 90.6121.4 "Notes on the application of platinum-chip temperature sensors."		
Connecting wires	The connecting wires are made from sheathed platinum wire, 0.20mm thick, with a nickel core. The maximum tensile strength is 10N/wire. Any tension on the sensor must not be at an angle of more than 30° to the axis of the sensor. Any unnecessary bending must be avoided as this may result in material fatigue and a break of the connecting wires.		
Measurement point	The nominal value specified refers to the standard connecting wire length L1. The measurement is acquired 2 mm from the open end of the wire. If the wire length is altered, changes in resistance will occur which may result in the tolerance class not being met.		
Long-term stability	max. drift ± 0.05 %/year (see Data Sheet 90.6000 for definitions)		
Insulation resistance	>10M Ω at room temperature		
Vibration strength	see EN 60 751, Section 4.4.2		
Shock resistance	see EN 60 751, Section 4.4.1		
Self-heating	$\Delta t = I^2 \times R \times E$ (see Data Sheet 90.6000 for definitions)		
Packaging	Blister belt		
Storage	In the standard packaging, JUMO temperature sensors, PCR style, can be stored for at least 12 months under normal ambient conditions. It is not permissible to store the sensors in aggressive atmospheres, corrosive media, or in high humidity.		

Self-heating coefficients and response times

Type	Self-heating coefficient E in °C/mW		Response times in seconds			
	in water (v = 0.2m/sec)	in air (v = 2m/sec)	in water (v = 0.4m/sec)		in air (v = 1 m/sec)	
			t _{0.5}	t _{0.9}	t _{0.5}	t _{0.9}
PCR 1.3815.1	0.05	0.1	2	4.5	23	93
PCR 1.3815.5	0.05	0.1	2	4.5	23	93
PCR 1.3815.10	0.05	0.1	2	4.5	23	93
PCR 1.4815.1	0.05	0.1	3	7.5	47	115
PCR 1.4815.5	0.05	0.1	3	7.5	47	115
PCR 1.4815.10	0.05	0.1	3	7.5	47	115

JUMO GmbH & Co. KG
 Delivery address: Mackenrodtstraße 14,
 36039 Fulda, Germany
 Postal address: 36035 Fulda, Germany
 Phone: +49 661 6003-0
 Fax: +49 661 6003-607
 e-mail: mail@jumo.net
 Internet: www.jumo.net

JUMO Instrument Co. Ltd.
 JUMO House
 Temple Bank, Riverway
 Harlow, Essex CM 20 2TT, UK
 Phone: +44 1279 635533
 Fax: +44 1279 635262
 e-mail: sales@jumo.co.uk
 Internet: www.jumo.co.uk

JUMO Process Control, Inc.
 8 Technology Boulevard
 Canastota, NY 13031, USA
 Phone: 315-697-JUMO
 1-800-554-JUMO
 Fax: 315-697-5867
 e-mail: info@jumo.us
 Internet: www.jumo.us



Platinum-chip temperature sensors in SMD style to EN 60 751

- for temperatures from -50 to +150°C
- standardized nominal values and tolerances
- galvanic wrap-around contact
- for insertion in automatic large-scale production
- blister belt packaging to IEC 286-3

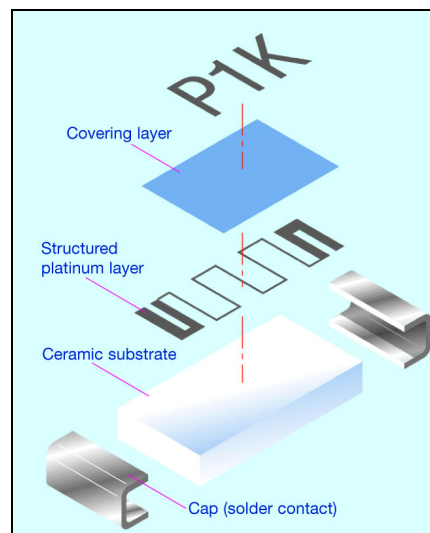
Introduction

Platinum-chip temperature sensors belong to the category of thin-film sensors. During production of these temperature sensors, a platinum layer, which constitutes the active layer, is formed into a serpentine structure and applied to a ceramic substrate. In the case of the SMD temperature sensors, the platinum serpentine is provided with two solder contacts at the opposing lengthwise ends of the temperature sensor, to make the electrical connection. The glass layer that is applied after the adjustment additionally protects the platinum serpentine against external effects.

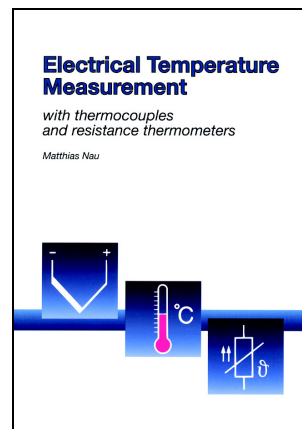
These temperature sensors are based on a temperature-dependent resistance whose development and permissible tolerance is defined in the international standard EN 60 751. High measurement accuracy and good long-term stability are further positive characteristics of these temperature sensors. The thin-film technology used enables the production of small and rugged styles, which, in addition, can have high-resistance nominal values.

The application temperature of JUMO SMD temperature sensors spans -50 to +150°C. The sensors are used for surface and ambient temperature measurements on circuit boards. They are frequently applied in temperature monitoring/compensation circuits. One must also not overlook the numerous applications in temperature probes, whereby an assembled board serves as the measuring insert, enabling easy installation.

PCS style



Technical publication



This revised edition takes account of altered standards and recent developments. The new chapter "Measurement uncertainty" incorporates the basic concept of the internationally recognized ISO guideline "Guide to the expression of uncertainty in measurement" (abbreviated: GUM). In addition, the chapter on explosion protection for thermometers has been updated in view of the European Directive 94/9/EC, which has been in force since 1st July 2003.

February 2003, 164 pages
 Publication FAS 146
 Sales No. 90/00085081
 ISBN 3-935742-07-X

JUMO platinum temperature sensors

Construction and application of platinum temperature sensors	Data Sheet 90.6000
Platinum-glass temperature sensors	Data Sheet 90.6021
Platinum-ceramic temperature sensors	Data Sheet 90.6022
Platinum-foil temperature sensors	Data Sheet 90.6023
Platinum-glass temperature sensors with glass extension	Data Sheet 90.6024
Platinum-chip temperature sensors with connecting wires	Data Sheet 90.6121
Platinum-chip temperature sensors on epoxy card	Data Sheet 90.6122
Platinum-chip temperature sensors with terminal clamps	Data Sheet 90.6123
Platinum-chip temperature sensors in cylindrical style	Data Sheet 90.6124
Platinum-chip temperature sensors in SMD style	Data Sheet 90.6125

JUMO GmbH & Co. KG
 Delivery address: Mackenrodtstraße 14,
 36039 Fulda, Germany
 Postal address: 36035 Fulda, Germany
 Phone: +49 661 6003-0
 Fax: +49 661 6003-607
 e-mail: mail@jumo.net
 Internet: www.jumo.net

JUMO Instrument Co. Ltd.
 JUMO House
 Temple Bank, Riverway
 Harlow, Essex CM 20 2TT, UK
 Phone: +44 1279 635533
 Fax: +44 1279 635262
 e-mail: sales@jumo.co.uk
 Internet: www.jumo.co.uk

JUMO Process Control, Inc.
 8 Technology Boulevard
 Canastota, NY 13031, USA
 Phone: 315-697-JUMO
 1-800-554-JUMO
 Fax: 315-697-5867
 e-mail: info@jumo.us
 Internet: www.jumo.us



Platinum-chip temperature sensors in SMD style to EN 60 751

Brief description


Platinum-chip temperature sensors in SMD style are mainly used for automatic placing on electronic circuit boards in large-scale production. The JUMO range offers a choice of the two SMD sizes 1206 and 0805. Thanks to their small size, SMD temperature sensors allow a very high component density.

They are available with the nominal values 100, 500 and 1000Ω to EN 60 751. All JUMO SMD temperature sensors have electro-tinned wrap-around contacts with a diffusion barrier, and have been designed with future lead-free soldering in mind. In addition, this high-quality type of contact ensures user-friendly placing and high reliability of the temperature sensor in operation.

The favorable linear characteristic, wide temperature measurement range and high precision, together with an outstandingly good long-term stability, make these standardized platinum temperature sensors quite clearly the first choice.

They are delivered in belt packaging. If necessary, they can also be stored for many months without any problem.

PCS style



Temperature sensors in cardboard belt packaging*

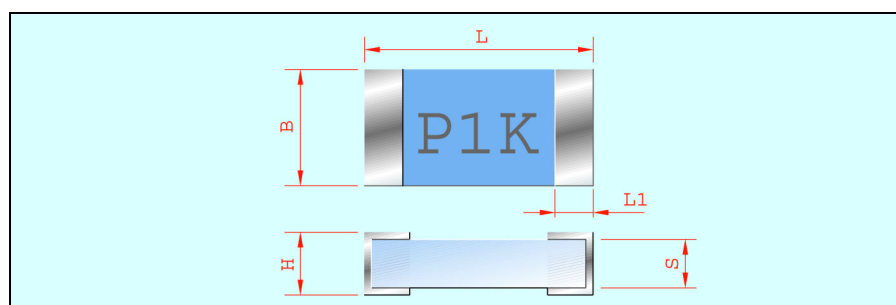
Temperature sensor						Solder connection		Sales No. for tolerance class		
Type	R ₀ /Ω	B	L	H	S	Material	L1	1/3 DIN B	A	B
PCS 1.1302.1	1x100	1.3	2.0	0.5	0.38	Sn + (Ni barrier)	0.4	-	-	90/00427145
PCS 1.1302.5	1x500	1.3	2.0	0.5	0.38	Sn + (Ni barrier)	0.4	-	-	90/00427146
PCS 1.1302.10	1x1000	1.3	2.0	0.5	0.38	Sn + (Ni barrier)	0.4	-	-	90/00427147
PCS 1.1503.1	1x100	1.5	3.1	0.8	0.64	Sn + (Ni barrier)	0.5	-	-	90/00309087
PCS 1.1503.5	1x500	1.5	3.1	0.8	0.64	Sn + (Ni barrier)	0.5	-	-	90/00358356
PCS 1.1503.10	1x1000	1.5	3.1	0.8	0.64	Sn + (Ni barrier)	0.5	-	-	90/00374853

Dim. tolerances: ΔB = ±0.2 / ΔL = ±0.2 / ΔH = ±0.2 / ΔS = ±0.06 / L1 = approx. dimensions
 Dimensions in mm.

* small quantities can also be supplied loose in bags

For a definition of the tolerance classes, see Data Sheet 90.6000

Dimensional drawing



JUMO GmbH & Co. KG
 Delivery address: Mackenrodtstraße 14,
 36039 Fulda, Germany
 Postal address: 36035 Fulda, Germany
 Phone: +49 661 6003-0
 Fax: +49 661 6003-607
 e-mail: mail@jumo.net
 Internet: www.jumo.net

JUMO Instrument Co. Ltd.
 JUMO House
 Temple Bank, Riverway
 Harlow, Essex CM 20 2TT, UK
 Phone: +44 1279 635533
 Fax: +44 1279 635262
 e-mail: sales@jumo.co.uk
 Internet: www.jumo.co.uk

JUMO Process Control, Inc.
 8 Technology Boulevard
 Canastota, NY 13031, USA
 Phone: 315-697-JUMO
 1-800-554-JUMO
 Fax: 315-697-5867
 e-mail: info@jumo.us
 Internet: www.jumo.us



Technical data

Standard	EN 60 751		
Temperature coefficient	$\alpha = 3.850 \times 10^{-3} \text{ } ^\circ\text{C}^{-1}$ (between 0 and 100°C)		
Temperature range	-50 to +150°C		
Tolerance	Temperature validity range Class B:	-50 to +150°C	
Measuring current	Pt100	recommended:	1.0mA
	Pt500	recommended:	0.7mA
	Pt1000	recommended:	0.1mA
Maximum current	Pt100	7.0mA	
	Pt500	3.0mA	
	Pt1000	1.0mA	
SMD size	Types PCS 1.1503.x (size 1206) and PCS 1.1302.x (size 0805) meet the requirements of CECC 40401-004/DIN 45 921.		
Processing	- Reflow soldering (soldering temperature/time $\leq 240^\circ\text{C}/8\text{sec}$) - Wave soldering (soldering temperature/time $\leq 260^\circ\text{C}/10\text{sec}$)		
Solder connections	Electro-tinned wrap-around contact with diffusion barrier, solderability, see IEC 68 Part 2		
Operating conditions	Platinum-chip temperature sensors may not be used unprotected in humid ambient conditions or corrosive atmospheres. The user may have to carry out some checks before operation. Please also refer to the Installation Instructions B 90.6121.4 "Notes on the application of platinum-chip temperature sensors."		
Long-term stability	max. R_0 drift $\leq 0.05\%$ /year (see Data Sheet 90.6000 for definitions)		
Insulation resistance	$> 10\text{M}\Omega$ at room temperature		
Self-heating	$\Delta t = I^2 \times R \times E$ (see Data Sheet 90.6000 for definitions)		
Packaging	* cardboard belt, small quantities can also be supplied loose in bags		
Storage	In the standard packaging, JUMO temperature sensors, PCS style, can be stored for at least 12 months under normal ambient conditions. It is not permissible to store the sensors in aggressive atmospheres, corrosive media, or in high humidity.		

Self-heating coefficients and response times

Type	Self-heating coefficient E in $^\circ\text{C}/\text{mW}$		Response times in seconds			
	in water ($v = 0.2\text{m}/\text{sec}$)	in air ($v = 2\text{m}/\text{sec}$)	in water ($v = 0.4\text{m}/\text{sec}$)		in air ($v = 1\text{m}/\text{sec}$)	
	$t_{0.5}$	$t_{0.9}$	$t_{0.5}$	$t_{0.9}$	$t_{0.5}$	$t_{0.9}$
PCS 1.1302.1	0.02	0.15	0.1	0.3	2.6	7.9
PCS 1.1302.5	0.02	0.15	0.1	0.3	2.6	7.9
PCS 1.1302.10	0.02	0.15	0.1	0.3	2.6	7.9
PCS 1.1503.1	0.02	0.20	0.1	0.3	3.3	9.5
PCS 1.1503.5	0.02	0.20	0.1	0.3	3.3	9.5
PCS 1.1503.10	0.02	0.20	0.1	0.3	3.3	9.5